

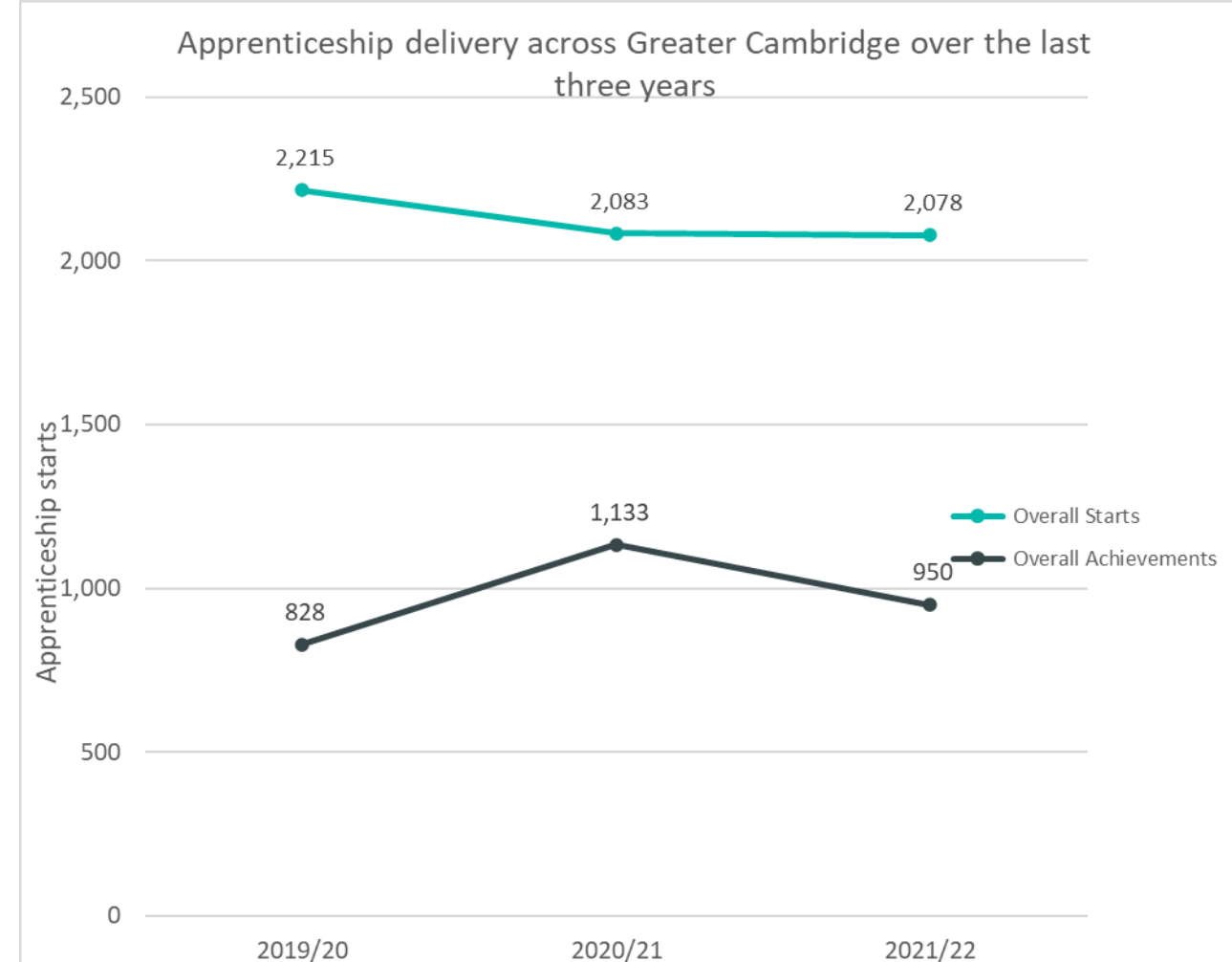
An overview of apprenticeship starts delivered in the Greater Cambridge area – 2021/22 Academic Year

GCP Update

Contact: Dominic.Milham@cambridgeshire.gov.uk

Overall Delivery

- In 2021/22 there have been **2,078 apprenticeship starts** across the Greater Cambridge area. This is a very small decrease of -5 starts (-0.2%) compared to the 2,083 starts in 2020/21.
- Nationally starts were up by +9% in 2021/22 compared to 2020/21

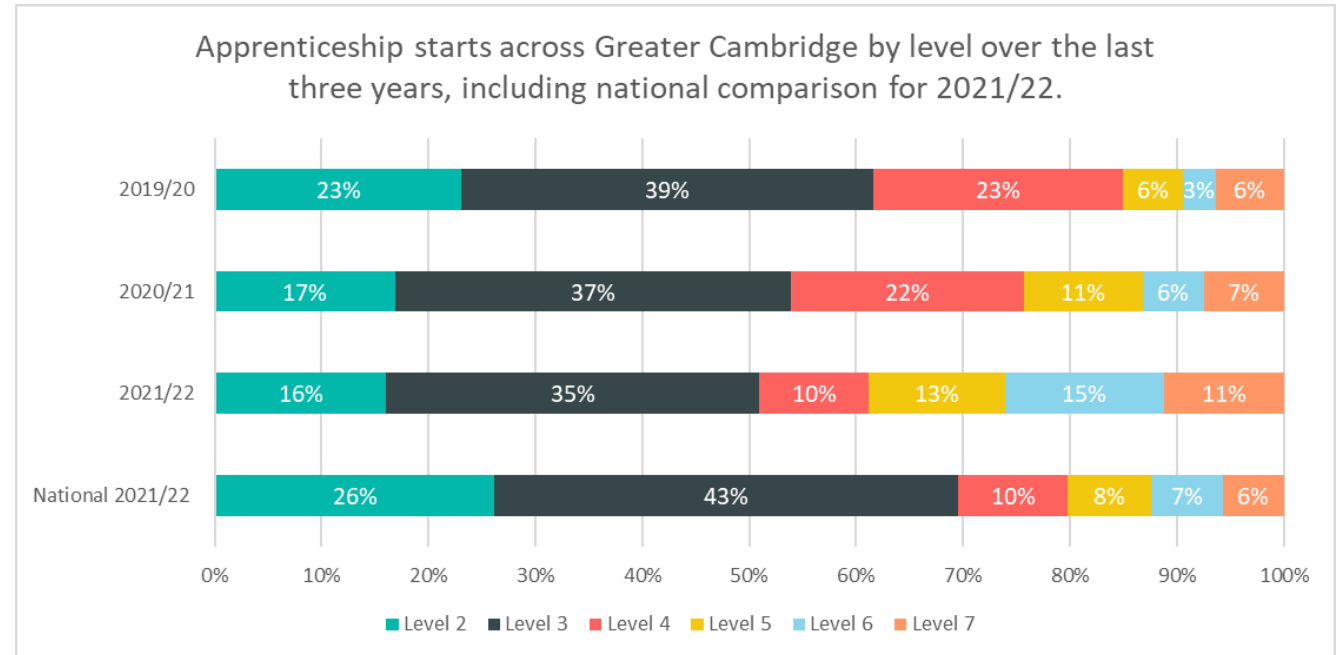
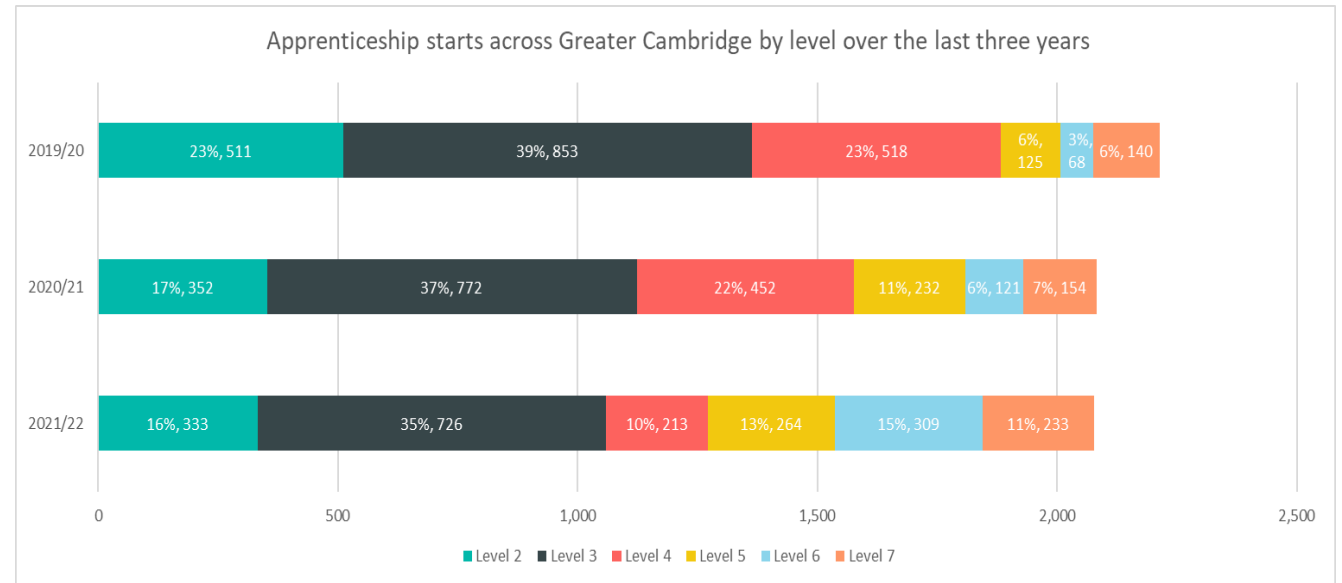


- Across 2021/22 there have been **950 apprenticeship achievements*** across the Greater Cambridge area. This is -16% less than 2020/21, where there were 1,133 apprenticeship achievements
- Nationally achievements were down by -12% when comparing achievements in 2021/22 to achievements in 2020/21

**Apprenticeship starts and achievements are calculated based on the course delivery location.*

Apprenticeship Starts

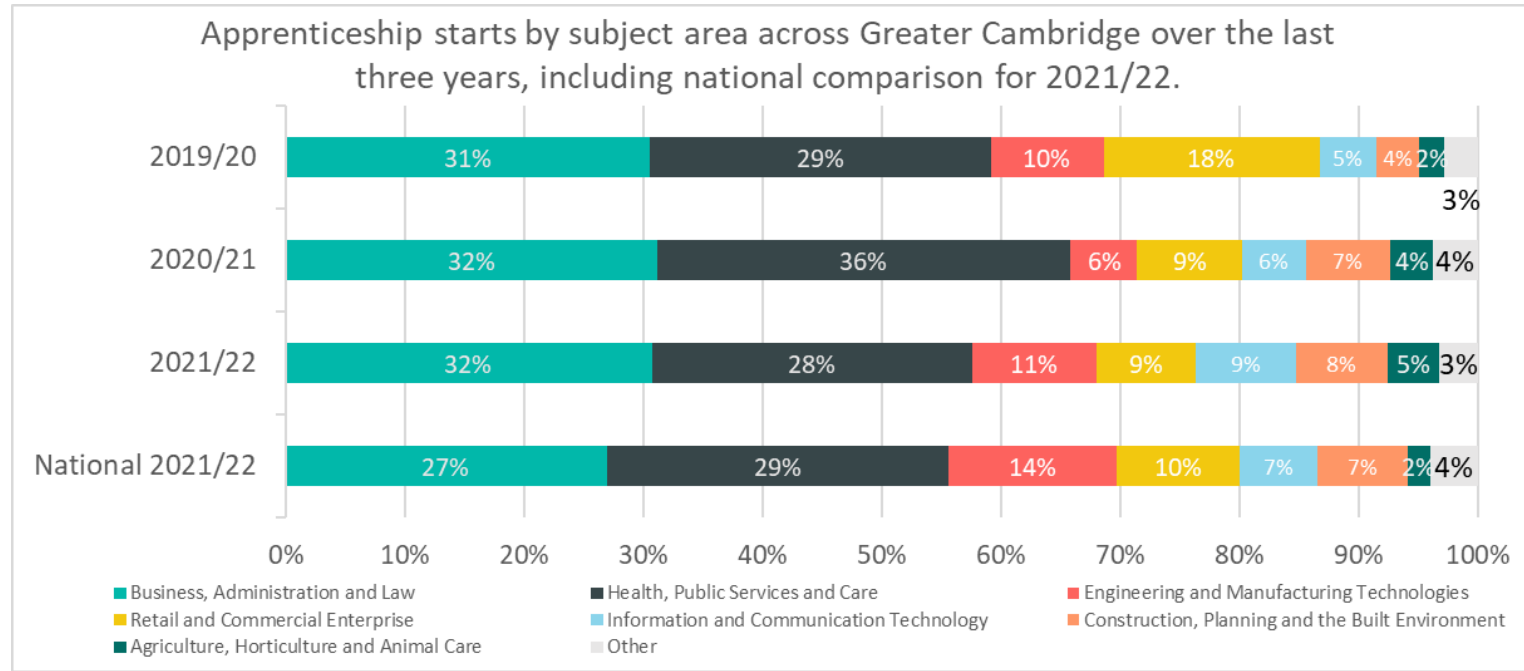
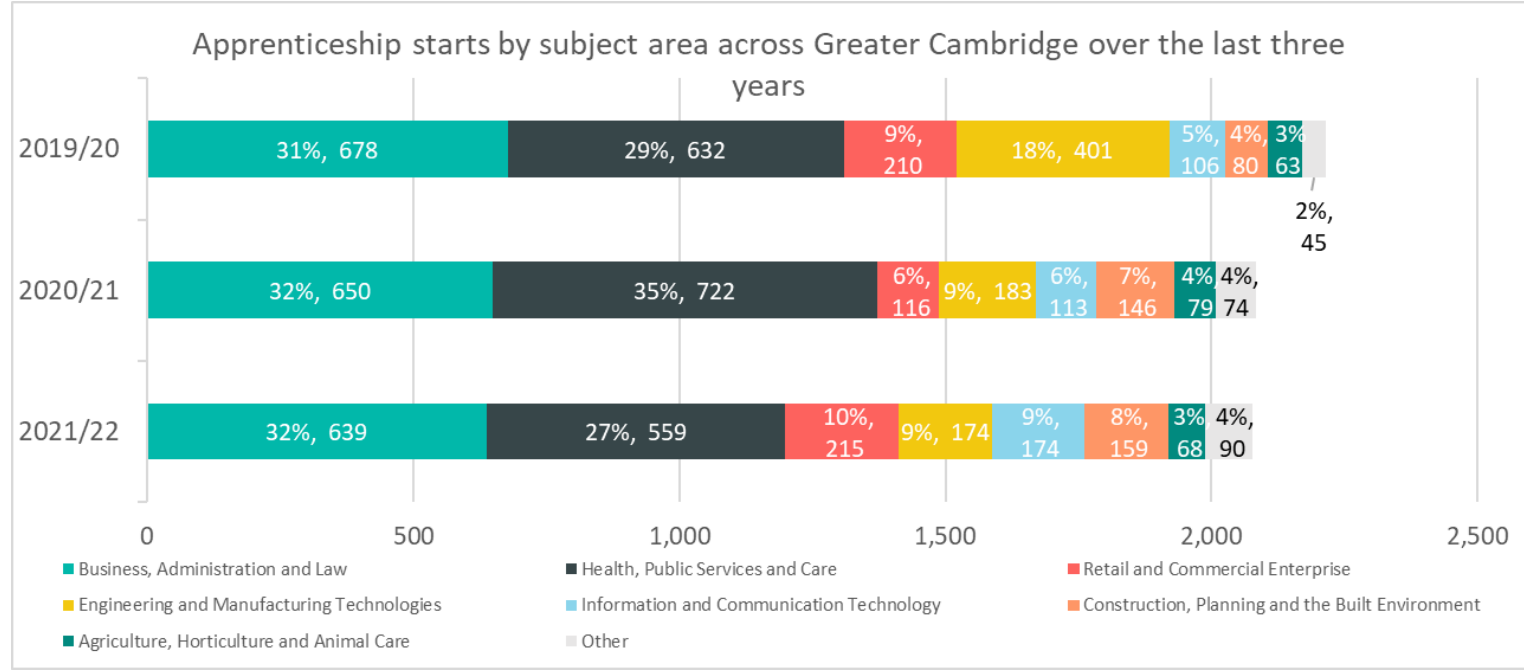
- In 2021/22 there were 2,078 apprenticeship starts* across the Greater Cambridge area.
- The largest proportion of starts were in level 3 apprenticeships (35%), although this is lower than the national proportion (43%)
- Across Greater Cambridge, there were higher proportions of apprenticeship starts in level 5, 6 and 7 apprenticeships compared to what was observed nationally
- Variation between each is level is as follows:
 - Level 6 apprenticeships saw the largest increase from 2020/21 with +188 (+155%) more starts compared to 2020/21. Nationally level 6 apprenticeship starts increased by +20%.
 - Level 4 apprenticeships saw the largest decrease with -239 fewer starts (-53%) than 2020/21
 - Level 2 apprenticeships (-19, -5%) and Level 3 apprenticeships (-46, -6%) also saw decreases
 - Nationally Level 5 apprenticeships were the only level to see a decrease of (-1%). In Greater Cambridge they saw a +13% increase (from 232 in 2020/21 to 264 in 2021/22)



*Apprenticeship starts are calculated based on the course delivery location.

Starts by subject area

- In 2021/22, there has been lower proportions of starts across the GCP area in the Health, Public Services and Care sector which accounted for 27% of starts compared to 35% in 2020/21
- Health, Public Services and Care saw the largest raw number decrease from 2020/21 with -163 starts (-8%) from 722 starts in 2020/21 to 559 starts in 2021/22
- Retail and Commercial Enterprise saw the largest raw number increase in starts with +99 starts (+80%) from 116 starts in 2020/21 to 215 starts in 2021/22
- Over the last 3 years, 31% of starts in each year have been in the Business, Administration and Law subject area
- There has been higher proportions of starts across GCP in the Business Administration and Law, Information and Communication Technology and Construction, Planning and the Built Environment sectors than seen nationally

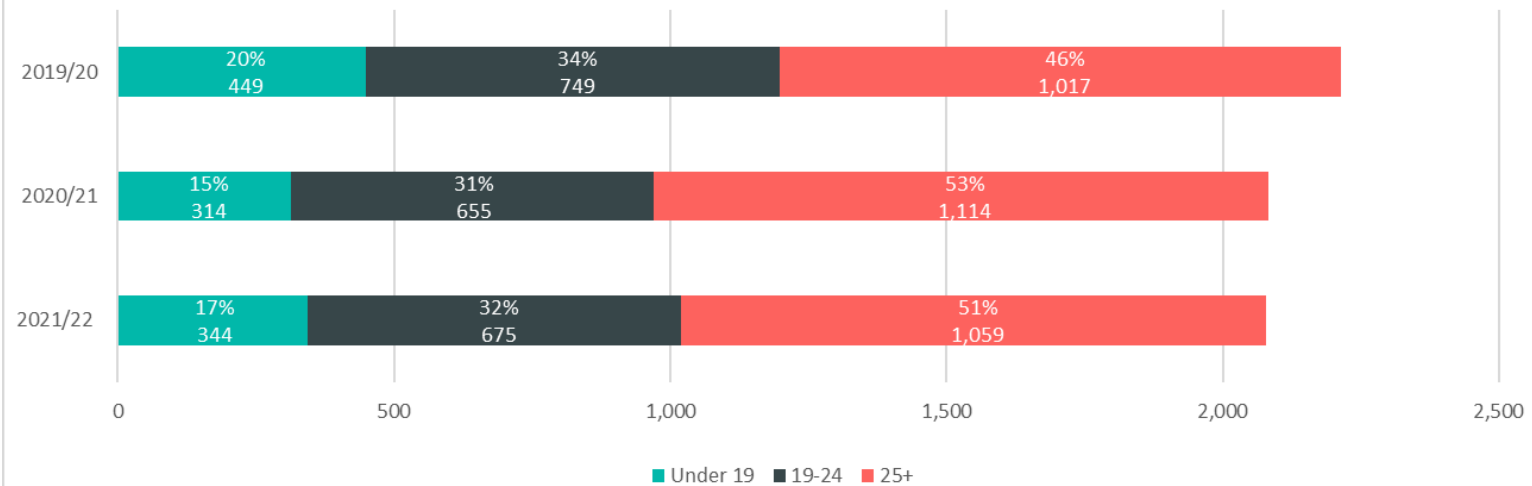


*Sectors which account for less than 3% of starts in the Greater Cambridge area in 2021/22 have been included within the Other category. This includes Education and Training; Leisure, Travel and Tourism; Arts, Media and Publishing and Science and Mathematics

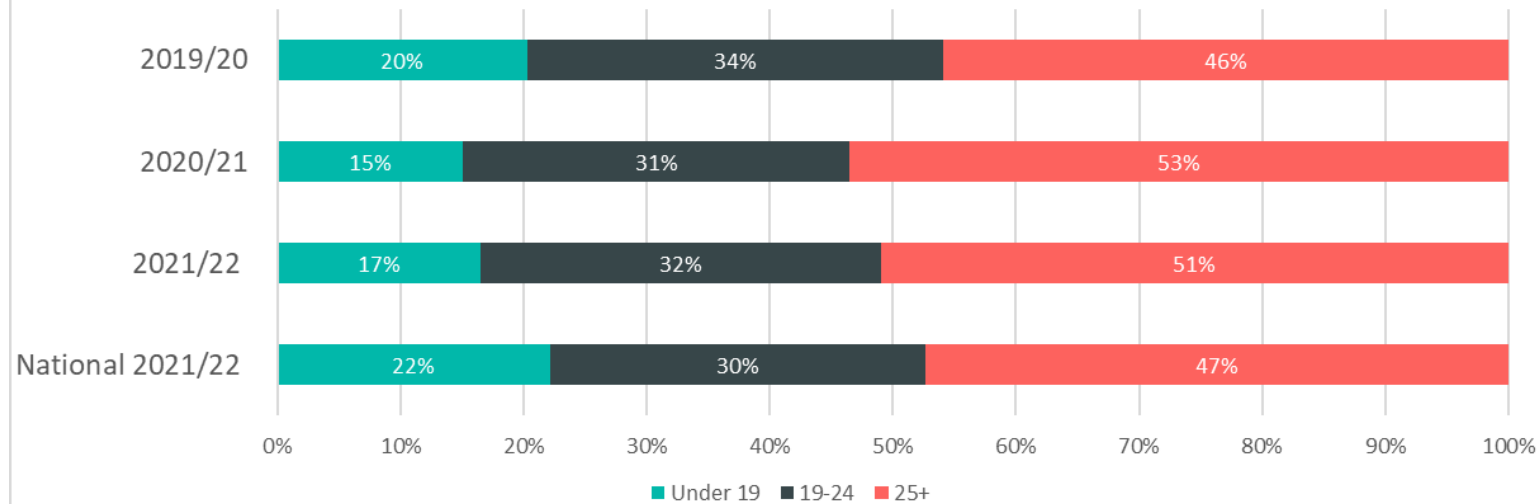
Starts by age groups

- Of the 2,078 apprenticeship starts in 2021/22, 1,059 (51%) starts were among 25+ year olds, 675 (32%) starts were among 19-24 year olds and those aged 19 and under accounted for 344 (17%) starts
- Those under 19 made up a higher proportion of apprenticeship starts in 2021/22 compared to 2020/21. A slightly higher proportion of starts came from those aged 19-24 compared to 2020/21
- A lower proportion of starts 2021/22 were among those aged 25+ undertaking apprenticeships compared to 2020/21. The raw number of starts in this age group also decreased by -55 (-5%) from 1,114 starts in 2020/21 to 1,059 starts in 2021/22
- Nationally although the proportion of starts among learners aged 25+ decreased, the number of starts in this age group increased by +2% between 2020/21 and 2021/22
- Similarly, lower proportions of apprenticeship starts came from learners aged 25+ nationally in 2021/22 when compared to 2020/21.
- Overall, this indicates that the largest decline in apprenticeship starts in 2021/22 has been among learners aged 25+ . It should be noted that the decrease in the proportion of 25+ starts was also influenced by the +10% increase in starts among those aged Under 19 and the +3% increase in starts among those aged 19-24

Apprenticeship starts by age group across Greater Cambridge over the last three years



Apprenticeship starts by age group across Greater Cambridge over the last three years, including national comparison for 2021/22.



Who are the main providers delivering in the GCP area?

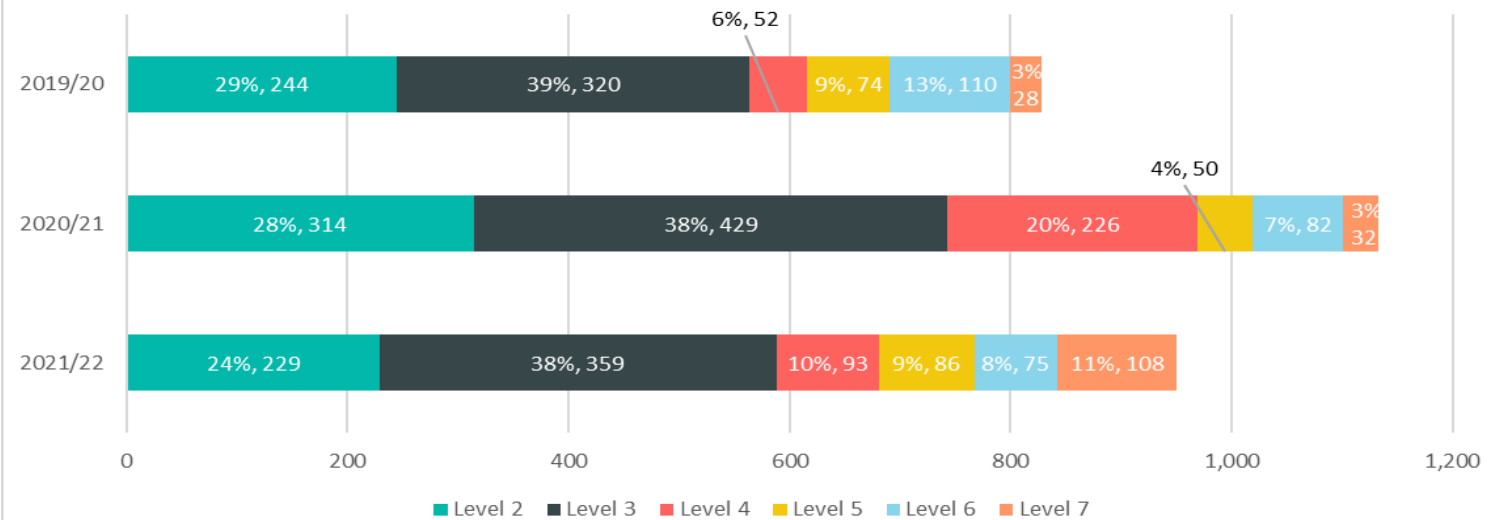
Top Five Providers by Starts 2021/22			
Provider	2020/21 delivery (starts)	2021/22 delivery to date (starts)	% of Total 2021/22 starts
ANGLIA RUSKIN UNIVERSITY HIGHER EDUCATION CORPORATION	85	376	18%
CAMBRIDGE REGIONAL COLLEGE	329	336	6%
HIT TRAINING LTD	67	77	4%
LIFETIME TRAINING GROUP LIMITED	64	76	4%
WEST SUFFOLK COLLEGE	78	75	4%

- **Anglia Ruskin University** is the largest provider of apprenticeships in the Greater Cambridge area, it accounted for 18% (376) of all apprenticeship starts in 2021/22. Anglia Ruskin starts starts increased by +342% (+291) from 2020/21 to 2021/22. In the 2020/21 year the university accounted for 4% (85) of all starts overall and was the 4th largest provider in 2020/21
- The second largest provider in the area to date in 2021/22 was **Cambridge Regional College**, which accounted for 16% (336) of apprenticeship starts. In the 2020/21 year the college accounted for 16% (329) of all starts. Cambridge Regional College was the top provider overall for 2019/20 and 2020/21
- **HIT Training, West Suffolk College and Lifetime Training Group Limited** were all in the top 10 largest providers of apprenticeship starts in 2020/21 and in the top 5 in 2021/22.

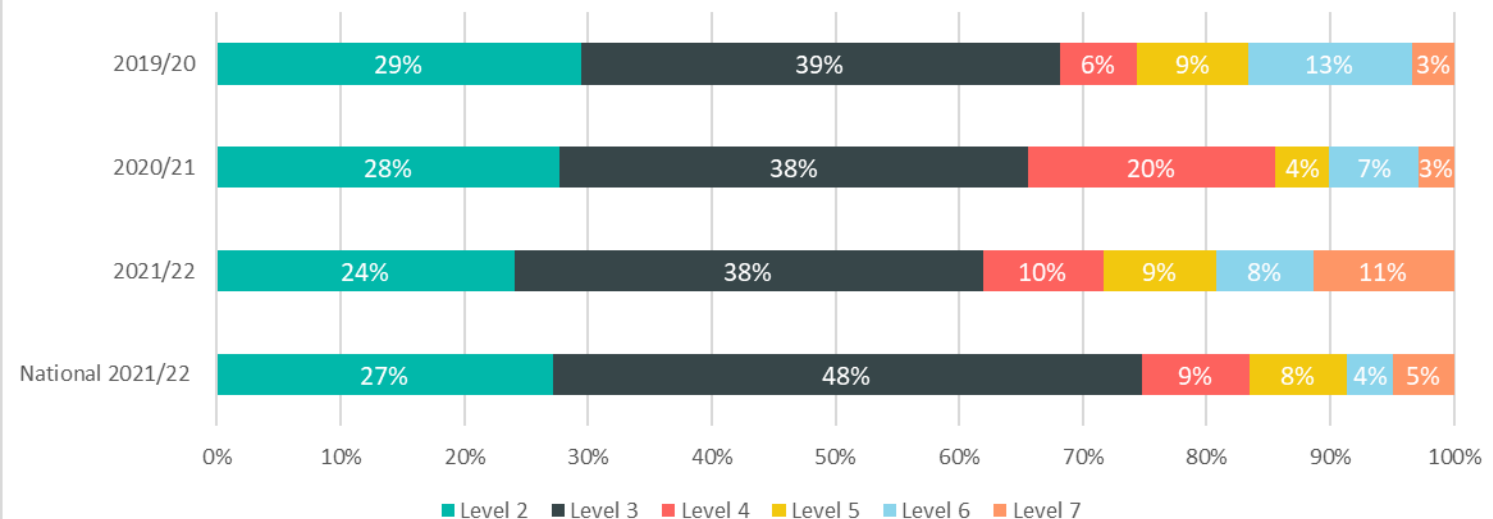
Apprenticeship Achievements

- In 2021/22, there have been 950 apprenticeship achievements* across the Greater Cambridge area
- The largest proportion of achievements were in level 3 apprenticeships (38%), although this is lower than the national proportion (48%)
- Across Greater Cambridge, there were higher proportions of apprenticeship achievements in level 4, 5, 6 and 7 apprenticeships compared to what was observed nationally
- While the total number of achievements across the GCP area decreased when compared 2020/21, there was some variation between each level:
 - Level 7 apprenticeships saw the largest with +76 (+238%) more achievements compared to 2020/21. Nationally the number of level 7 apprenticeship achievements increased by +59%.
 - Level 4 apprenticeships saw the greatest decrease of -133 achievements (-59%) when compared to 2020/21. Nationally level 2 apprenticeships saw the greatest decrease (-30% achievements). Across GCP level 2 apprenticeships saw a decrease of -85 achievements (-27%).

Apprenticeship Achievements across Greater Cambridge by Level Over The Last Three Years

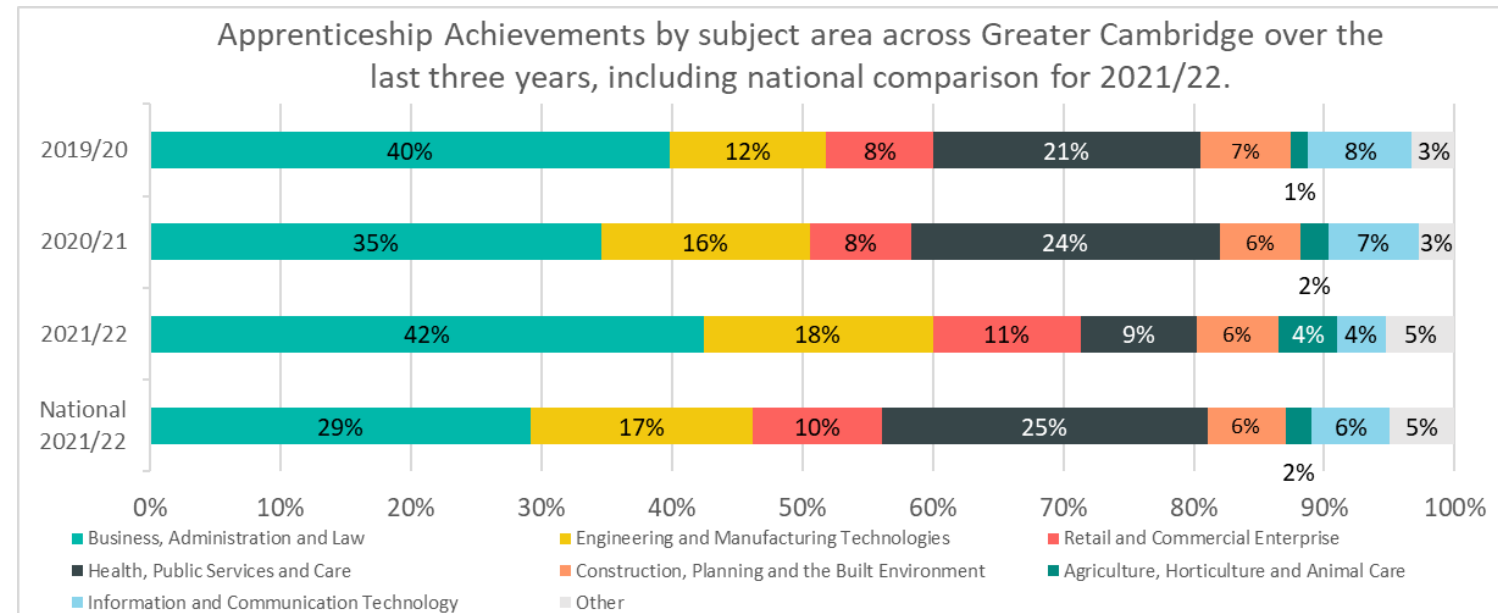
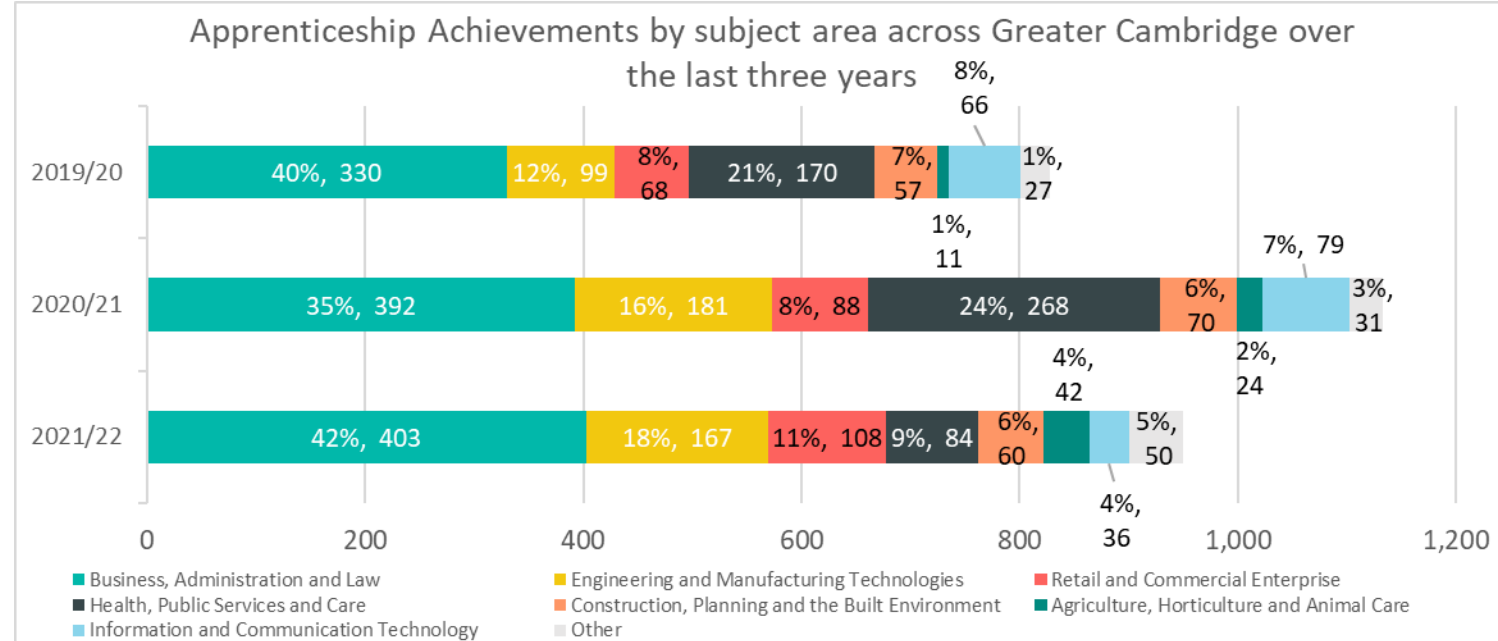


Apprenticeship Achievements across Greater Cambridge by level over the last three years, including national comparison for 2021/22.



Achievements by subject area

- While overall apprenticeships have seen a decrease in the number of achievements, the impact on individual subject areas has varied
- In 2021/22, there has been lower proportions of achievements across the GCP area in the Health, Public Services and Care sector which accounted for 9% of achievements compared to 24% in 2020/21. This sector saw the largest decrease in achievements with -184 achievements (-69%) between 2020/21 and 2021/22. Nationally achievements in this subject area decreased by -10%.
- The Business, Administration and Law sector accounted for a higher percentage of apprenticeship achievements across the GCP area in 2021/22, at 42% (403), compared with 35% (392) for 2020/21. Nationally, when comparing achievements in 2021/22 with 2020/21, the proportion of achievements in this sector decreased from 31% in 2020/21 to 29% in 2021/22

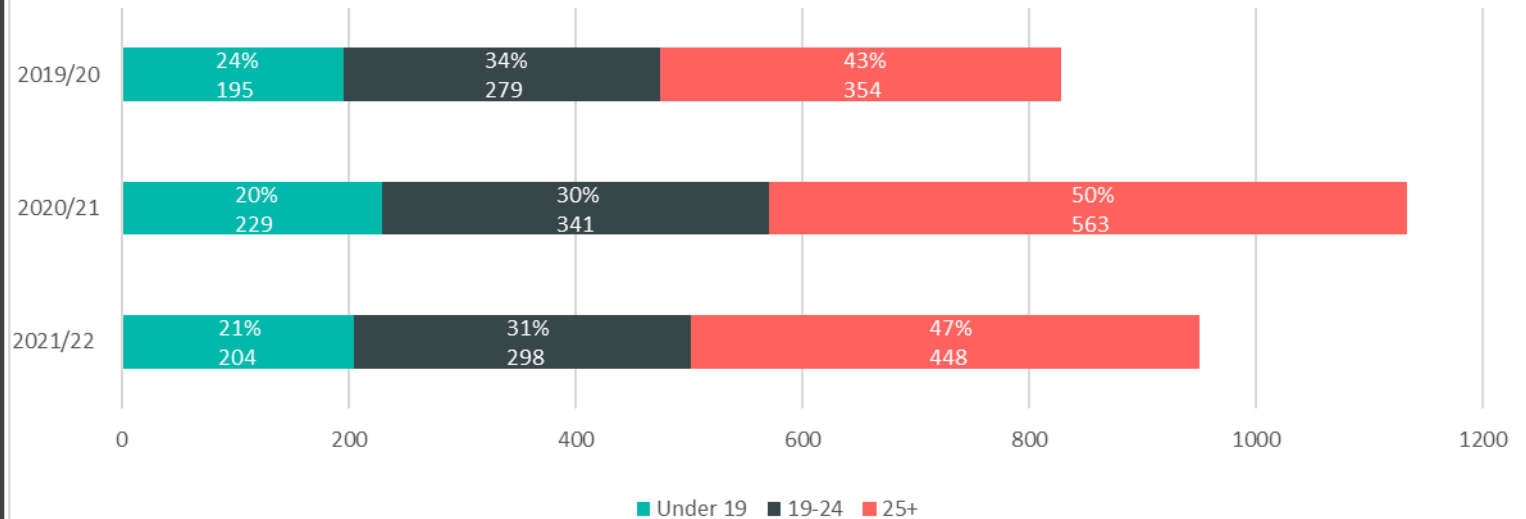


**Sectors which account for less than 3% of achievements in the Greater Cambridge area in 2021/22 have been included within the Other category. This includes Education and Training; Leisure, Travel and Tourism; Arts, Media and Publishing and Science and Mathematics*

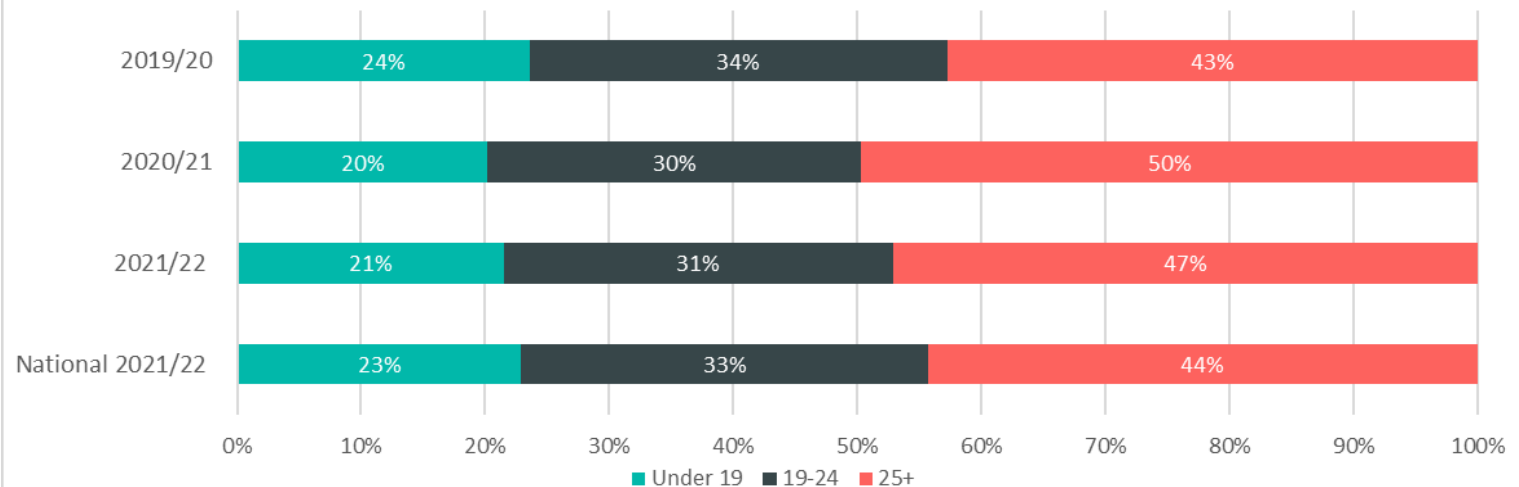
Achievements by age groups

- Of the 950 apprenticeship achievements in 2021/22, 448 (47%) were among 25+ year olds, 298 (31%) were among 19-24 year olds and those aged 19 and under accounted for 204 (21%)
- Those under 19 made up a slightly higher proportion of apprenticeship achievements in 2021/22 compared to 2020/21. However, this was due to a decrease across all age groups and a slower decline in achievements in this age group rather than an increase in the raw number of achievements. There was a lower proportion of achievements from those aged 25+ in 2021/22 compared to 2020/21
- Nationally, those under 19 made up lower proportion of apprenticeship achievements in 2021/22 compared to 2020/21. Achievements across those aged 25+ increased slightly when comparing 2021/22 to 2020/21

Apprenticeship Achievements by age group across Greater Cambridge over the last three years



Apprenticeship Achievements by age group across Greater Cambridge over the last three years, including national comparison for 2021/22.



Who are the main providers delivering achievements in the GCP area?

Top Five Providers by Achievements in 2021/22			
Provider	2020/21 delivery (achievements)	2021/22 delivery to date (achievements)	2021/22 % of total achievements
CAMBRIDGE REGIONAL COLLEGE	294	242	25%
CORNDEL LIMITED	47	59	6%
ANGLIA RUSKIN UNIVERSITY HIGHER EDUCATION CORPORATION	59	48	5%
UNIVERSITY OF CAMBRIDGE	0	47	5%
WEST SUFFOLK COLLEGE	47	44	5%

- Cambridge Regional College** saw the largest number of apprenticeship achievements in the Greater Cambridge area, it accounted for 25% (242) of all apprenticeship achievements in 2021/22. In the 2020/21 year the college accounted for 26% (294) of achievements. Cambridge Regional College has also been the top provider overall for achievements in 2019/20 and 2020/21
- The second largest provider in the area to date for achievements in 2021/22 was **Corndel Limited**, which accounted for 6% (59) of apprenticeship achievements. In the 2020/21 year the college accounted for 4% (47) of achievements overall
- Anglia Ruskin University** was in the top 10 largest providers of apprenticeship achievements in 2020/21 and in the top 5 in 2021/22. **University of Cambridge** had no achievements in 2020/21 but made the top five providers for 2021/22