

# An overview of apprenticeship starts delivered in the Greater Cambridge area – Q3 (February – April) 2021/22

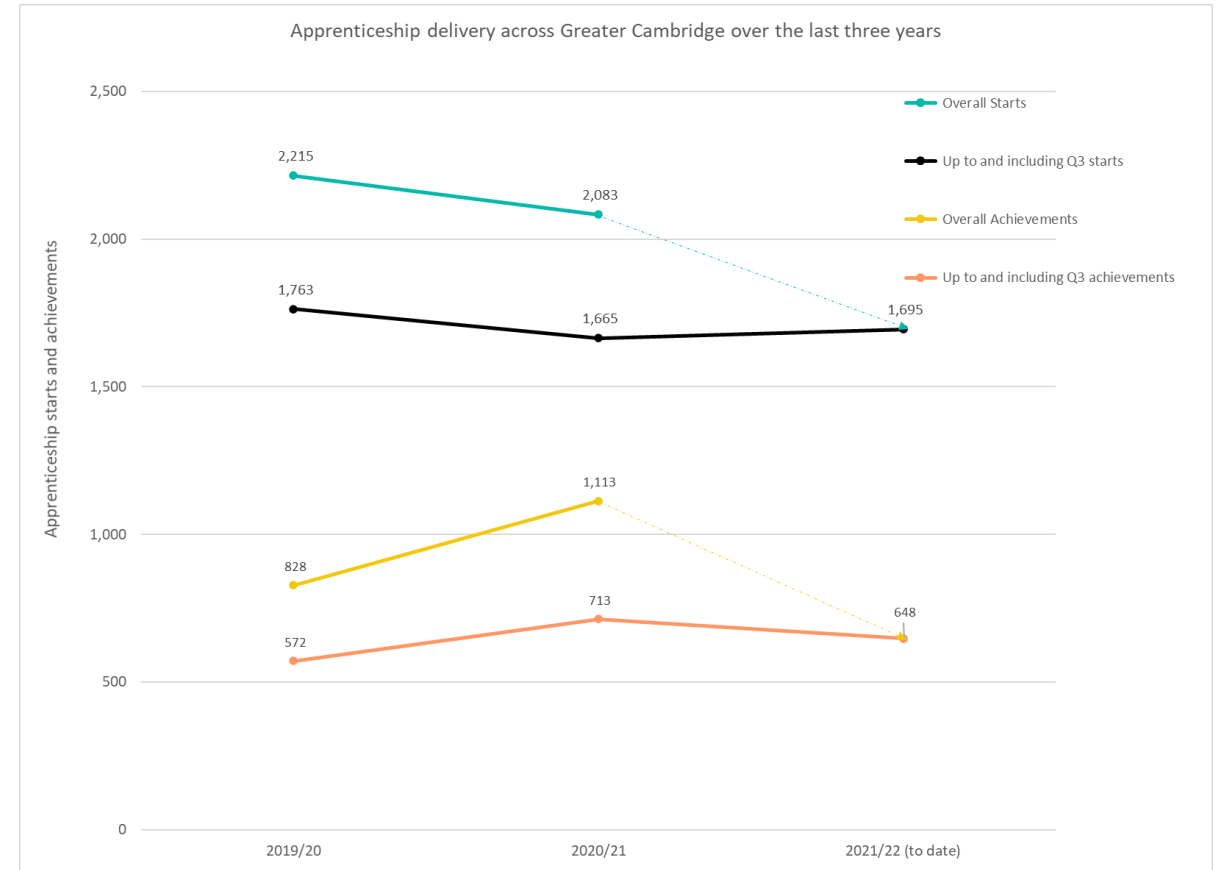
---

GCP Update

Contact: [Dominic.Milham@cambridgeshire.gov.uk](mailto:Dominic.Milham@cambridgeshire.gov.uk)

# Delivery to date (April 2022)

- Up to and including Q3 April 2021/22 there have been **1,695 apprenticeship starts\*** across the Greater Cambridge area. This is +2% more compared to the number of starts up to and including Q3 in 2020/21, where there were 1,665 apprenticeship starts.
- Nationally starts were up by +14% when comparing starts up to and including Q3 in 2021/22 to starts up to and including Q3 in 2020/21.

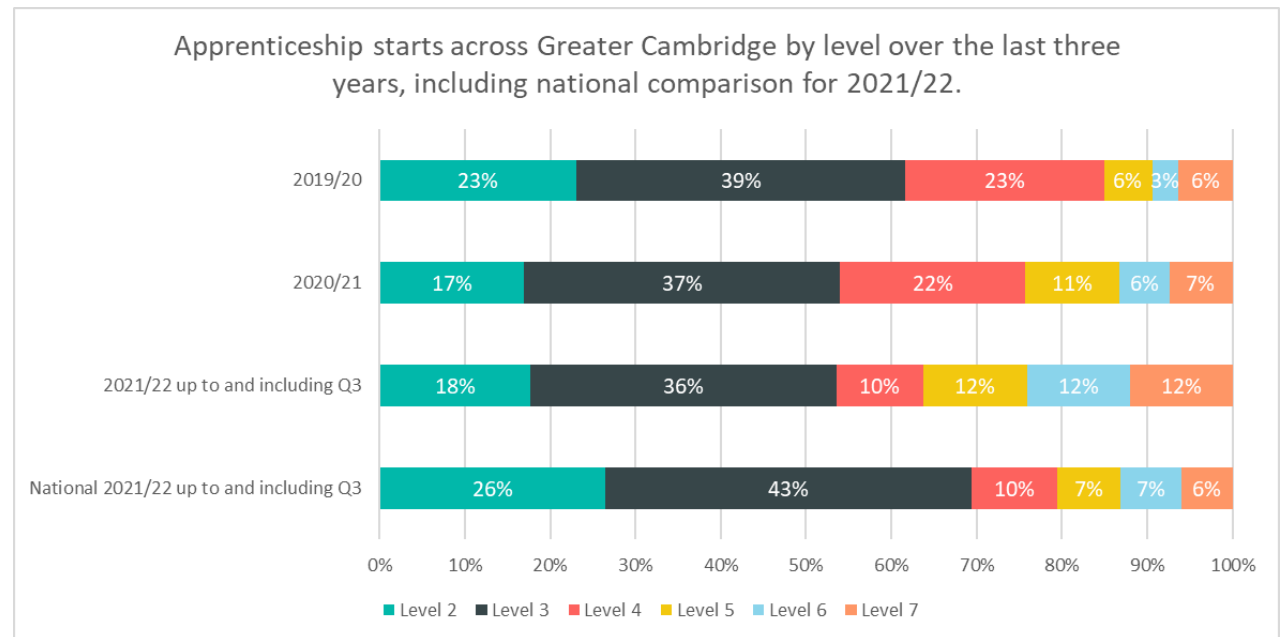
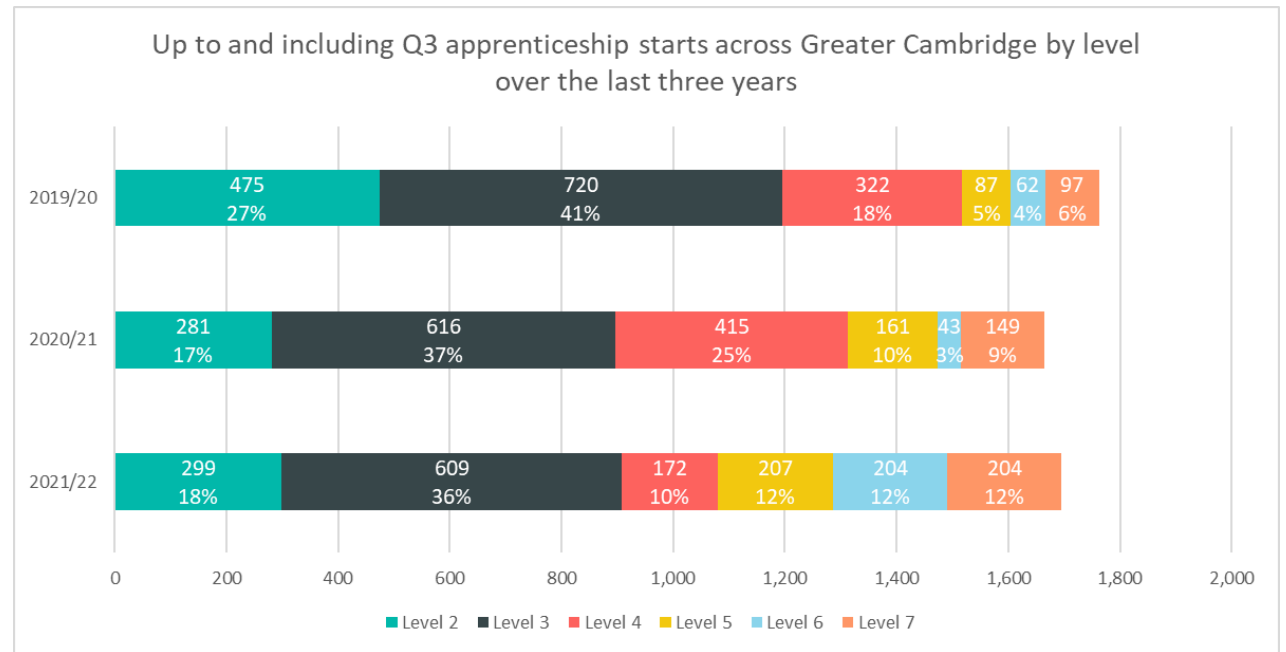


- Up to and including Q3 April 2021/22 there have been **648 apprenticeship achievements\*** across the Greater Cambridge area. This is -9% less compared to the number of achievements up to and including Q3 in 2020/21, where there were 713 apprenticeship achievements.
- Nationally achievements were down by -12% when comparing achievements up to and including Q3 in 2021/22 to achievements up to and including Q3 in 2020/21.

\*Apprenticeship starts and achievements are calculated based on the course delivery location.

# Apprenticeship Starts

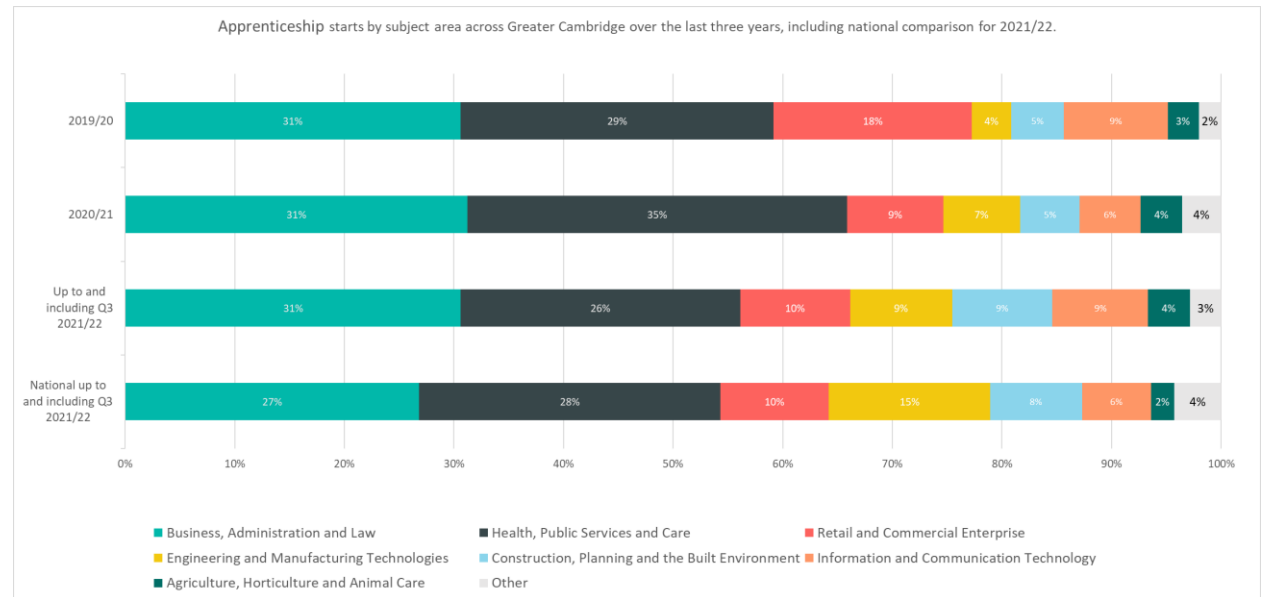
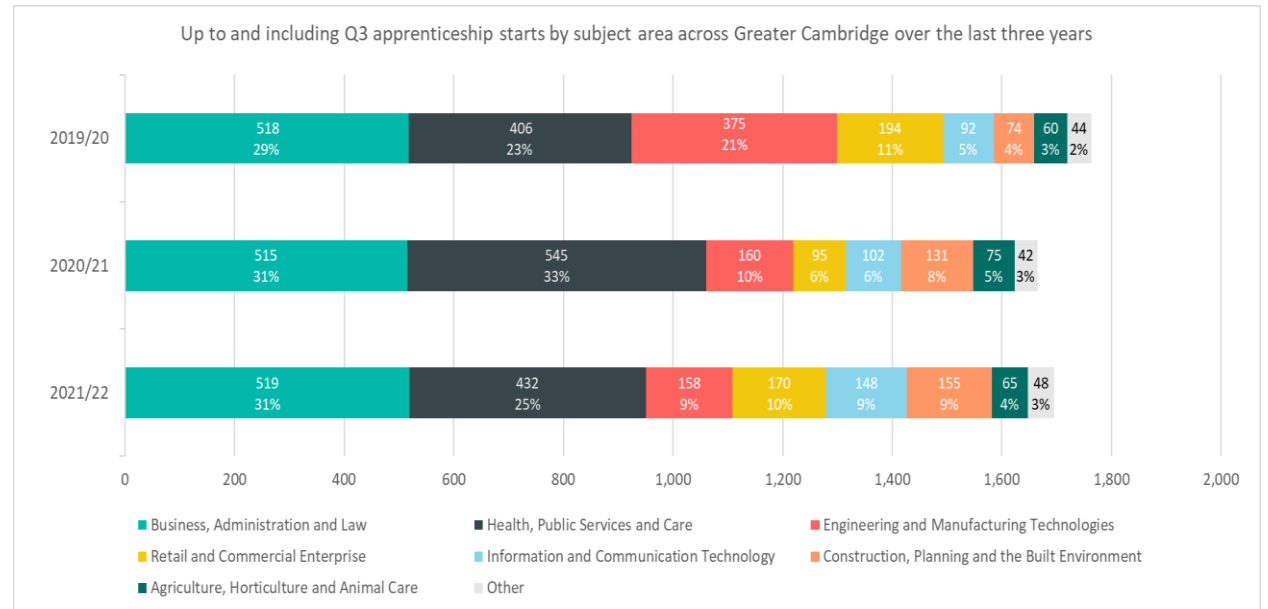
- Up to and including Q3 (August 2021 – April 2022) there have been 1,695 apprenticeship starts\* across the Greater Cambridge area.
- The largest proportion of starts were in level 3 apprenticeships (36%), although this is lower than the national proportion (43%).
- Across Greater Cambridge, there were higher proportions of apprenticeship starts in level 5, 6 and 7 apprenticeships compared to what was observed nationally.
- While the total number of starts across the GCP area increased when compared to the same period in 2020/21, there was some variation between each level:
  - Level 6 apprenticeships saw the largest increase in this period with +161 (+374%) more starts compared to the same period in 2020/21. Nationally level 6 apprenticeship starts increased by +25%.
  - Level 4 apprenticeships were the only level to see a decrease of -243 starts (-59%) in this period. Nationally Level 7 apprenticeships were the only level to see a decrease of -417 starts (-2%) in this period.



\*Apprenticeship starts are calculated based on the course delivery location.

# Starts by subject area

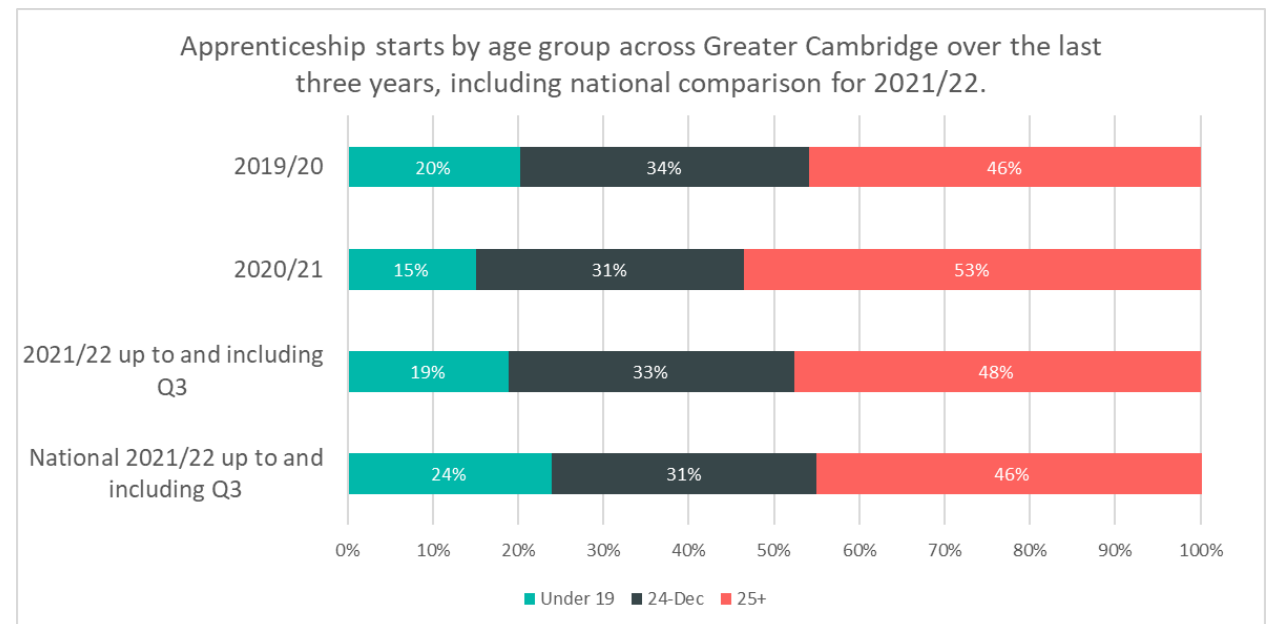
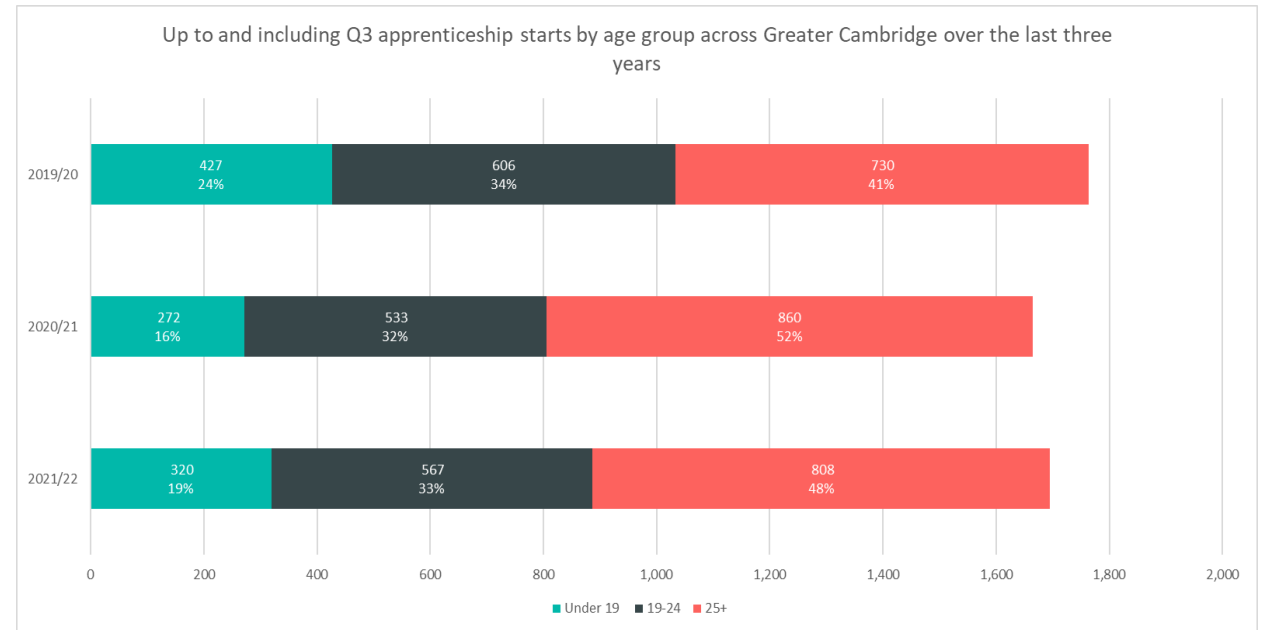
- While overall apprenticeships have seen an increase in the number of starts, the impact on individual subject areas has varied when considering starts across up to and including Q3 in 2021/22 compared with equivalent periods in 2020/21 and 2019/20.
- Up to and including Q3 in 2021/22, there has been lower proportions of starts across the GCP area in the Health, Public Services and Care sector which accounted for 25% of starts compared to 33% in the equivalent period in 2020/21.
- The Retail and Commercial Enterprise sector accounted for a higher percentage of apprenticeship starts across the GCP area up to and including Q3 in 2021/22, at 10%, compared with 6% for the same period in 2020/21. Nationally, when comparing starts in 2021/22 with the same period in 2020/21, the proportion of starts in this sector increased from 9% in 2020/21 to 10% in 2021/22.



*\*Sectors which account for less than 3% of starts in the Greater Cambridge area up to and including Q3 of 2021/22 have been included within the Other category. This includes Education and Training; Leisure, Travel and Tourism; Arts, Media and Publishing and Science and Mathematics*

# Starts by age groups

- Of the 1,695 apprenticeship starts up to and including Q3 in 2021/22, 808 (48%) starts were among 25+ year olds, 567 (33%) starts were among 19-24 year olds and those aged 19 and under accounted for 320 (19%) starts.
- Those under 19 made up a higher proportion of apprenticeship starts in 2021/22 up to and including Q3 compared to the same period in 2020/21. Comparing the same periods, a slightly higher proportion of starts came from those aged 19-24 up to and including Q3 in 2021/22 compared to the same period in 2020/21.
- A lower proportion of starts up to and including Q3 in 2021/22 came from those aged 25+ undertaking apprenticeships compared to the equivalent period in 2020/21.
- Similarly, lower proportions of apprenticeship starts came from learners aged 25+ nationally up to and including Q3 in 2021/22 compared to the equivalent period 2020/21.
- Overall, this indicates that the largest decline in apprenticeship starts in 2021/22 so far has been among learners aged 25+ both in the Greater Cambridge area and nationally.



# Who are the main providers delivering in the GCP area?

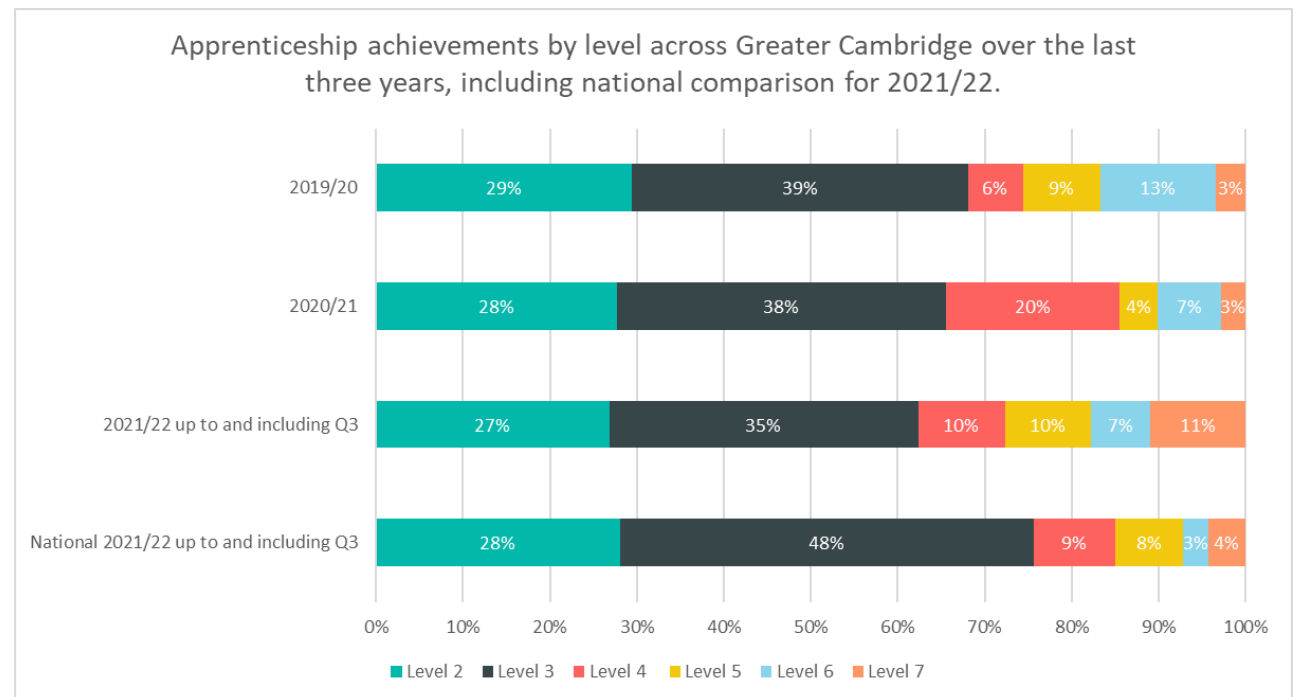
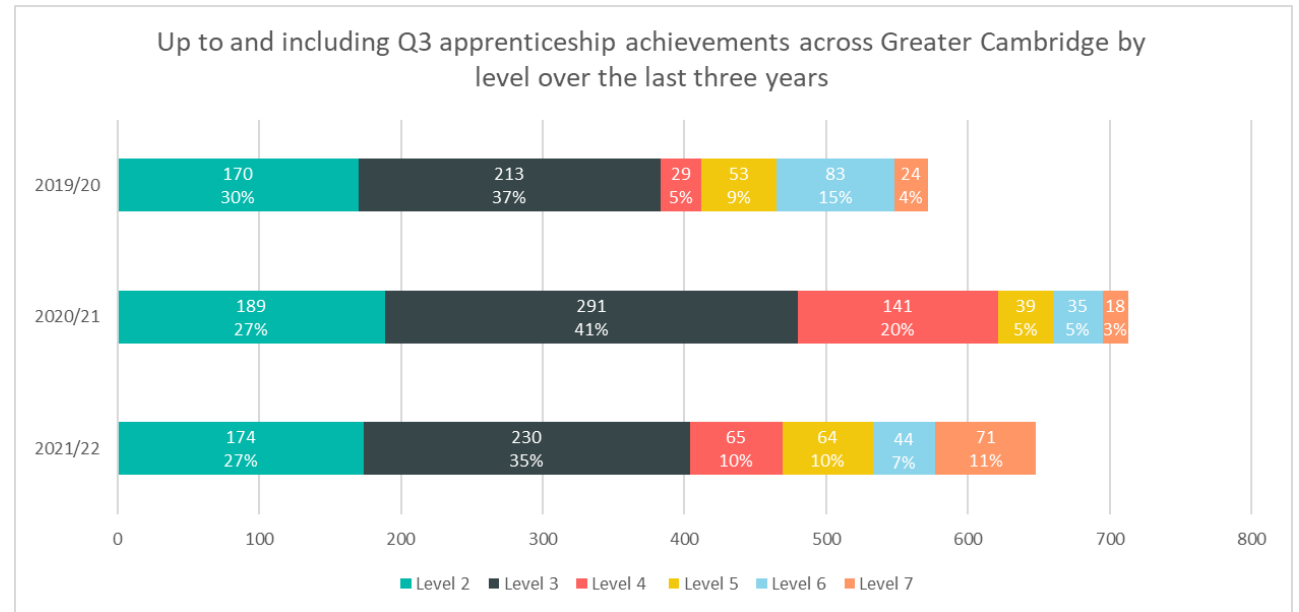
## Top Five Providers by Starts up to and including Q3 2021/22

| Provider  | 2020/21 delivery (starts) | 2021/22 delivery to date (starts) |
|---|---------------------------|-----------------------------------|
| Cambridge Regional College                            | 329                       | 320                               |
| Anglia Ruskin University Higher Education Corporation | 85                        | 269                               |
| HIT Training  | 67                        | 65                                |
| West Suffolk College                                  | 78                        | 60                                |
| Lifetime Training Group Limited                       | 64                        | 57                                |

- **Cambridge Regional College** is the largest provider of apprenticeships in the Greater Cambridge area, it accounted for 19% (320) of all apprenticeship starts up to Q3 in 2021/22. In the 2020/21 year the college accounted for 16% (329) of all starts overall and 17% of starts up to and including Q3. Cambridge Regional College has also been the top provider overall for 2019/20 and 2020/21.
- The second largest provider in the area to date in 2021/22 was **Anglia Ruskin University**, which accounted for 16% (269) of apprenticeship starts. In the 2020/21 year the college accounted for 4% (85) of all starts overall with 3 starts up to Q3.
- **HIT Training, West Suffolk College and Lifetime Training Group Limited** were all in the top 10 largest providers of apprenticeship starts in 2020/21 and in the top 5 up to Q3 in 2021/22.

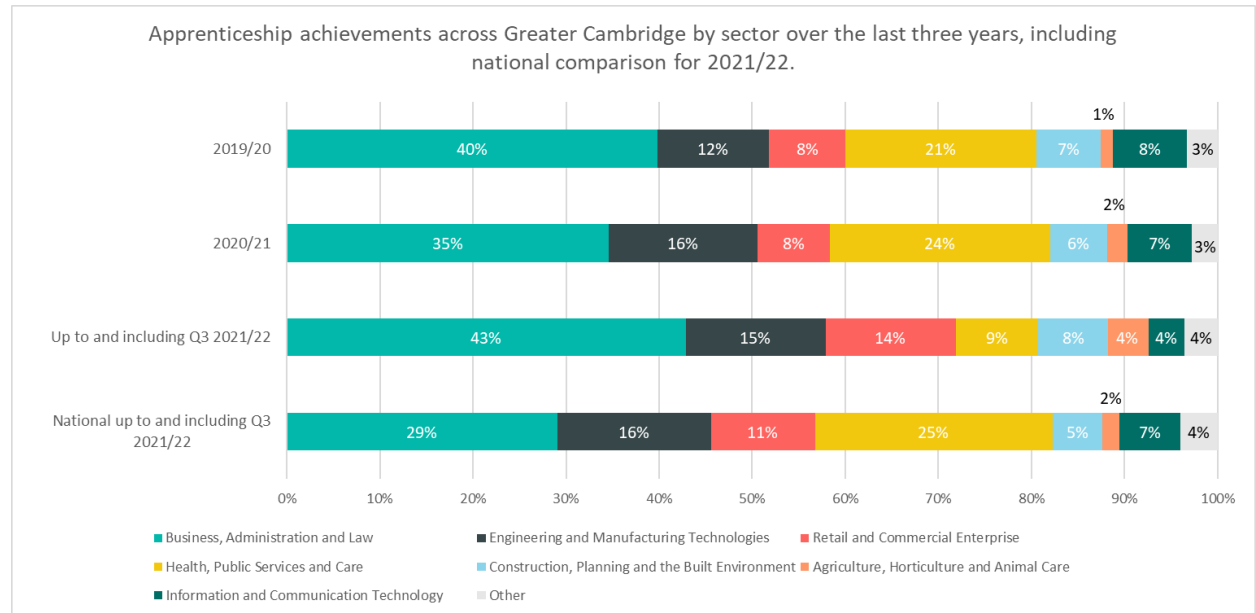
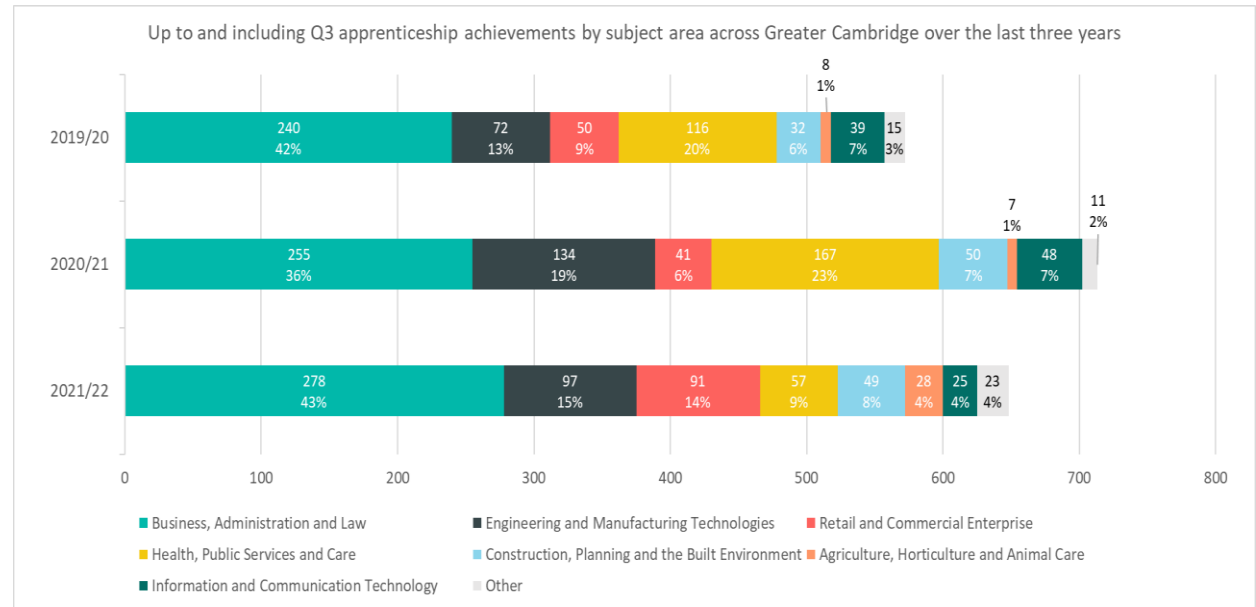
# Apprenticeship Achievements

- Up to and including Q3 (August 2021 – April 2022) there have been 648 apprenticeship achievements\* across the Greater Cambridge area.
- The largest proportion of achievements were in level 3 apprenticeships (35%), although this is lower than the national proportion (48%).
- Across Greater Cambridge, there were higher proportions of apprenticeship achievements in level 4, 5, 6 and 7 apprenticeships compared to what was observed nationally.
- While the total number of achievements across the GCP area decreased when compared to the same period in 2020/21, there was some variation between each level:
  - Level 7 apprenticeships saw the largest increase in this period with +53 (+294%) more achievements compared to the same period in 2020/21. Nationally level 7 apprenticeship achievements increased by +56%.
  - Level 4 apprenticeships saw the greatest decrease of -76 achievements (-54%) in this period. Nationally level 2 apprenticeships saw the greatest decrease of -10,536 achievements (-30%) in this period.



# Achievements by subject area

- While overall apprenticeships have seen a decrease in the number of achievements, the impact on individual subject areas has varied when considering achievements across up to and including Q3 in 2021/22 compared with equivalent periods in 2020/21 and 2019/20.
- Up to and including Q3 in 2021/22, there has been lower proportions of achievements across the GCP area in the Health, Public Services and Care sector which accounted for 9% of achievements compared to 23% in the equivalent period in 2020/21.
- The Business, Administration and Law sector accounted for a higher percentage of apprenticeship achievements across the GCP area up to and including Q3 in 2021/22, at 43%, compared with 36% for the same period in 2020/21. Nationally, when comparing achievements in 2021/22 with the same period in 2020/21, the proportion of achievements in this sector decreased from 32% in 2020/21 to 29% in 2021/22.

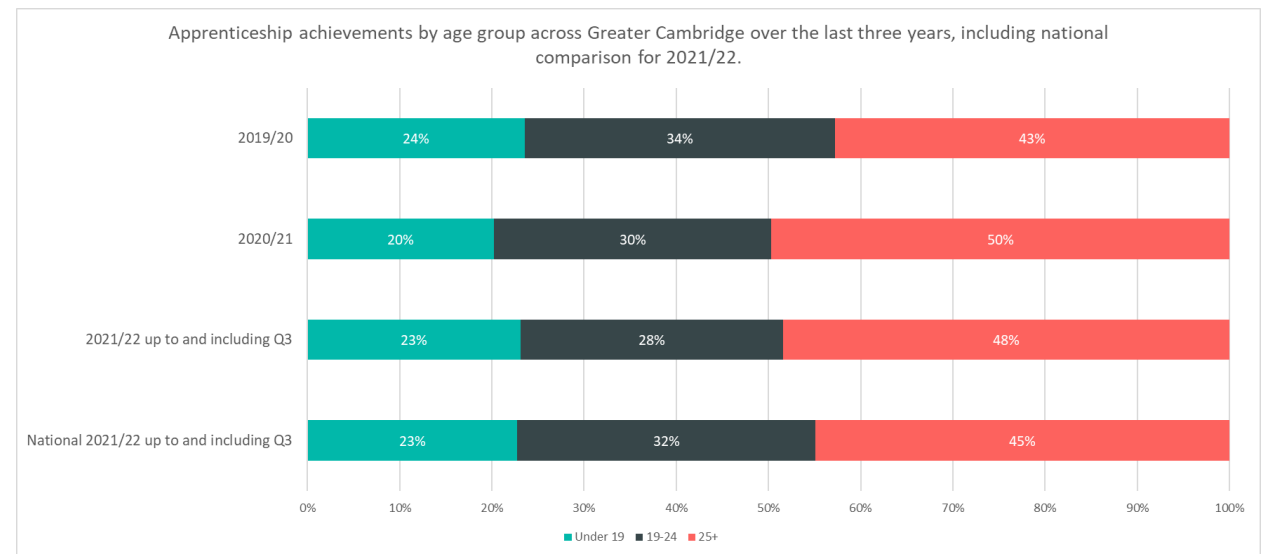
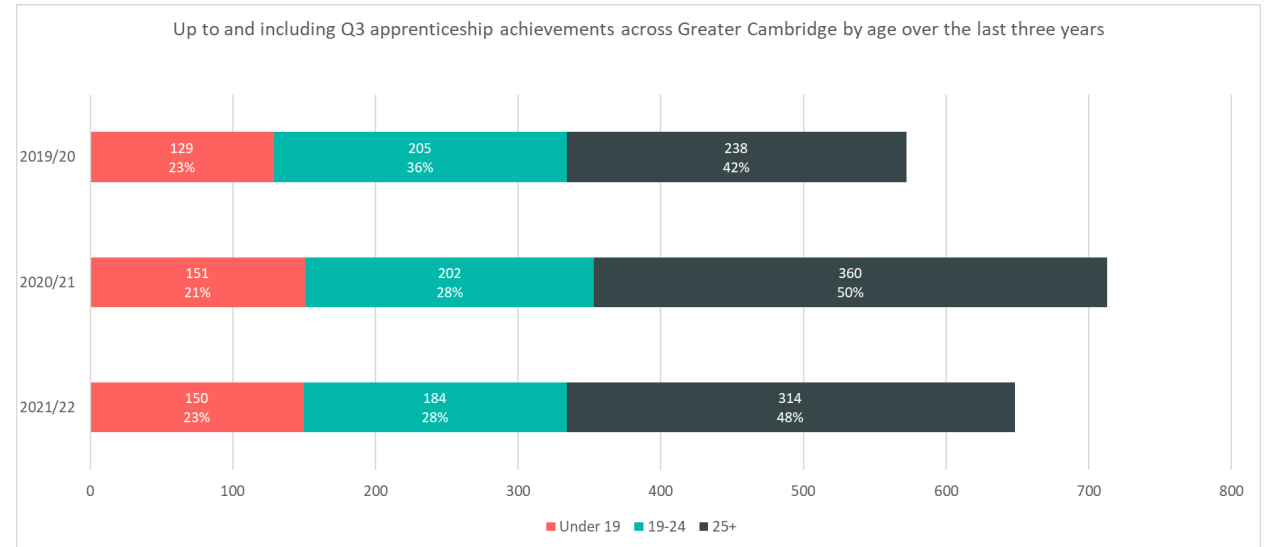


*\*Sectors which account for less than 3% of achievements in the Greater Cambridge area up to and including Q3 of 2021/22 have been included within the Other category. This includes Education and Training; Leisure, Travel and Tourism; Arts, Media and Publishing and Science and Mathematics*



# Achievements by age groups

- Of the 648 apprenticeship achievements up to and including Q3 in 2021/22, 314 (48%) achievements were among 25+ year olds, 184 (28%) achievements were among 19-24 year olds and those aged 19 and under accounted for 150 (23%) achievements.
- Those under 19 made up a higher proportion of apprenticeship achievements in 2021/22 up to and including Q3 compared to the same period in 2020/21. Comparing the same periods, a slightly higher proportion of achievements came from those aged 25+ up to and including Q3 in 2021/22 compared to the same period in 2020/21.
- Nationally, those under 19 made up a lower proportion of apprenticeship achievements in 2021/22 up to and including Q3 compared to the same period in 2020/21. Achievements across those aged 25+ increased slightly when comparing up to and including Q3 in 2021/22 to the same period in 2020/21.



Who are the main providers delivering achievements in the GCP area?

### Top Five Providers by Achievements up to and including Q3 2021/22

| Provider                   | 2020/21 delivery (achievements) | 2021/22 delivery to date (achievements) |
|----------------------------|---------------------------------|---|
| Cambridge Regional College | 294                             | 166                                     |
| Corndel Limited            | 47                              | 49                                      |
| University of Cambridge    | N/A                             | 42                                      |
| Anglia Ruskin University   | 59                              | 41                                      |
| Marshall of Cambridge      | 12                              | 22                                      |

- **Cambridge Regional College** is the largest provider of apprenticeship achievements in the Greater Cambridge area, it accounted for 26% (166) of all apprenticeship achievements up to Q3 in 2021/22. In the 2020/21 year the college accounted for 26% (294) of all achievements overall and 25% of achievements up to and including Q3. Cambridge Regional College has also been the top provider overall for 2019/20 and 2020/21.
- The second largest provider in the area to date for achievements in 2021/22 is **Corndel Limited**, which has accounted for 8% (49) of apprenticeship achievements. In the 2020/21 year the college accounted for 4% (47) of achievements overall with 37 achievements up to Q3.
- **Anglia Ruskin University** was in the top 10 largest providers of apprenticeship achievements in 2020/21 and in the top 5 up to Q3 in 2021/22.