

# An overview of apprenticeship starts delivered in the Greater Cambridge area – Q2 (November – January) 2022/23

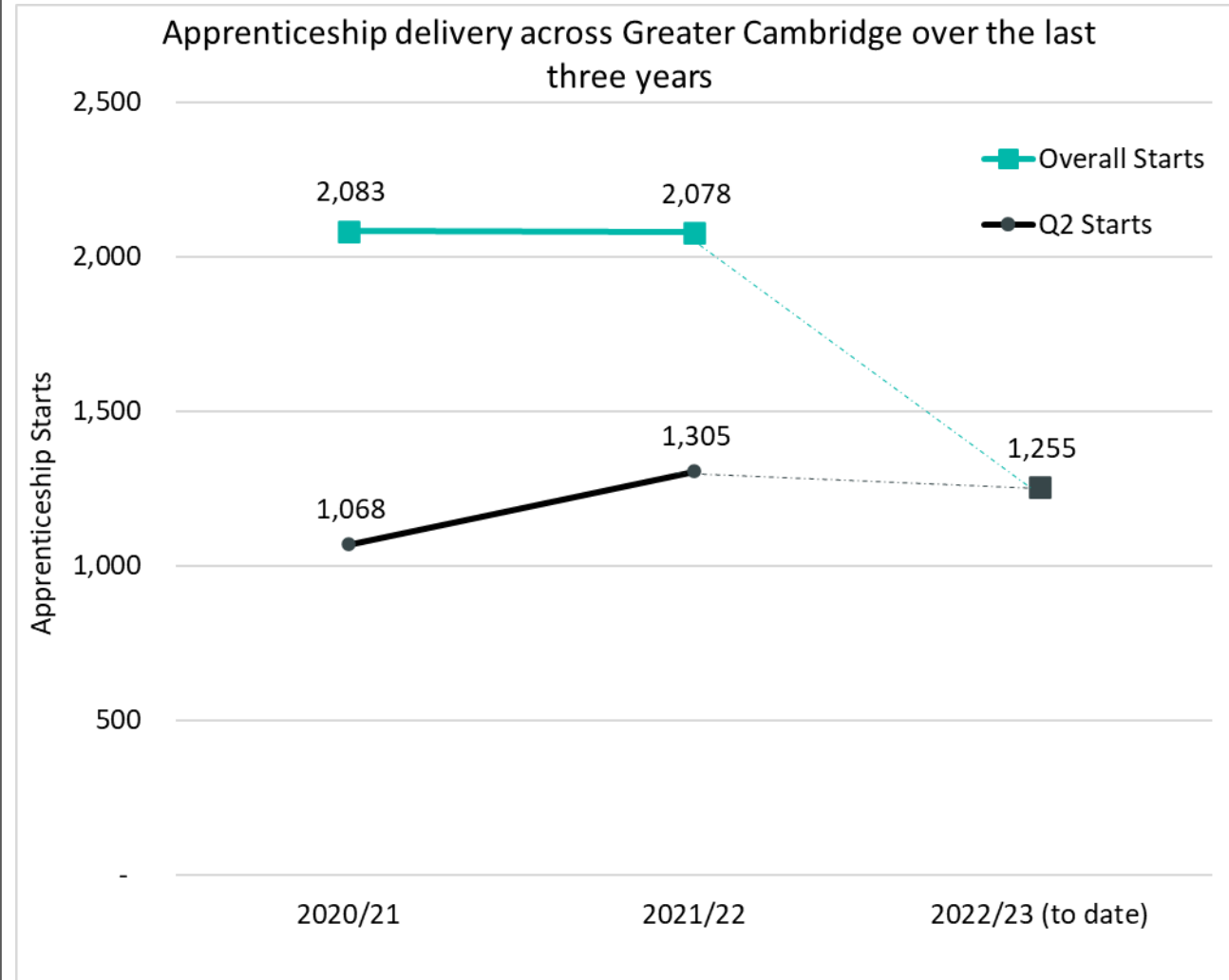
---

GCP Update

Contact: [Dominic.Milham@cambridgeshire.gov.uk](mailto:Dominic.Milham@cambridgeshire.gov.uk)

# Delivery to date (January 2022/23)

- Up to Q2 2022/23 there have been **1,255 apprenticeship starts\*** across the Greater Cambridge area. This is -4% less compared to the number of starts up to Q2 in 2021/22, where there were 1,305 apprenticeship starts.
- Nationally starts were also down by -4% when comparing starts up to Q2 in 2022/23 to starts up to Q2 in 2021/22.

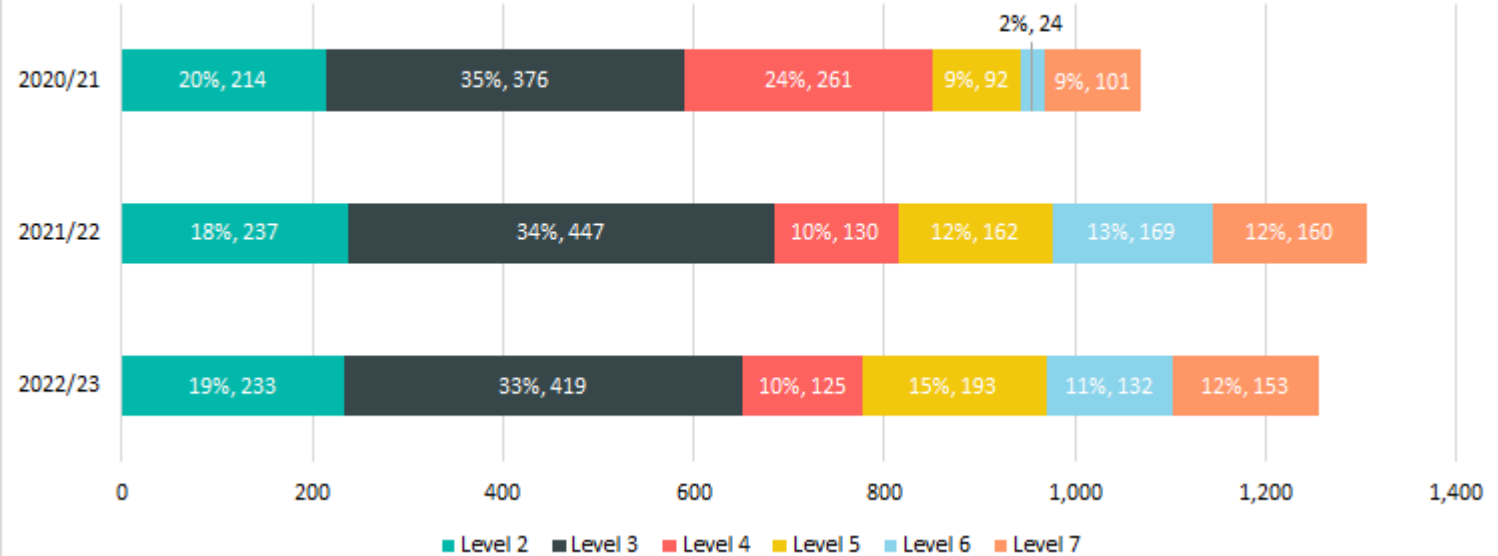


*\*Apprenticeship starts are calculated based on the course delivery location.*

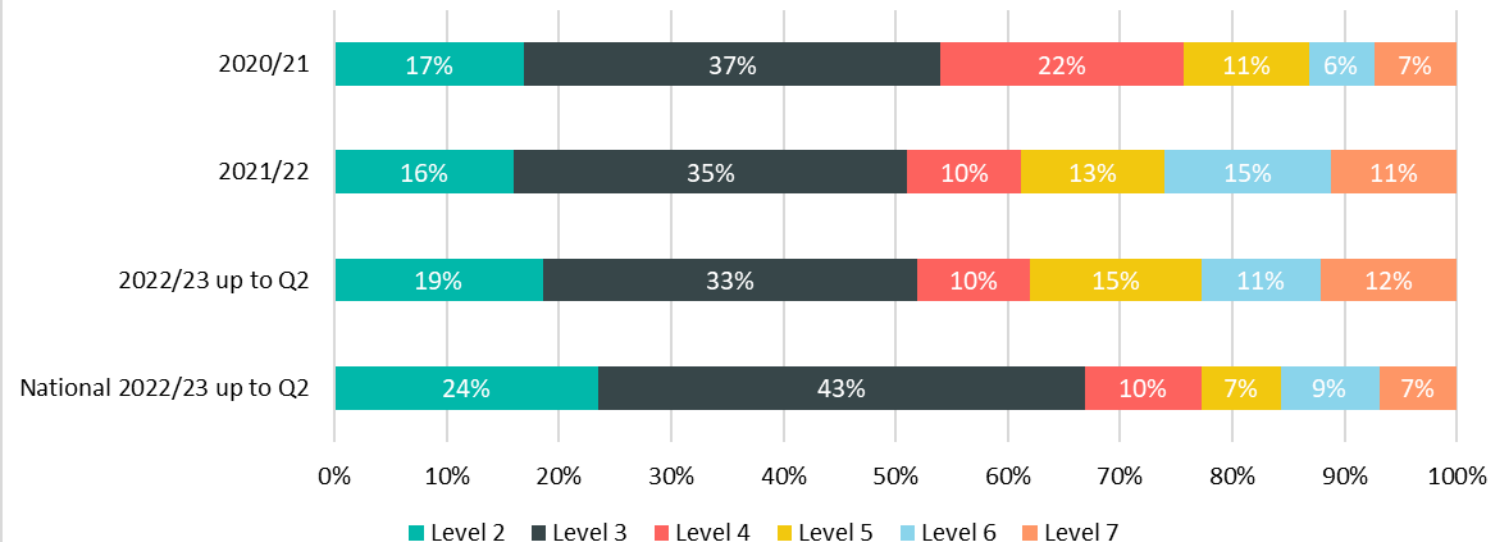
# Starts by Level

- In Q2 (November 2022 - January 2023) there have been 1,255 apprenticeship starts\* across the Greater Cambridge area.
- As in previous years - up to Q2 of 2022/23, the largest proportion of starts were in level 3 apprenticeships (33%), although this is lower than the national proportion (43%) and slightly lower than the proportions in previous years in GCP.
- Across Greater Cambridge, there were higher proportions of apprenticeship starts in level 5, 6 and 7 apprenticeships compared to what was observed nationally.
- While the total number of starts across the GCP area in all apprenticeship levels decreased across Q2 in 2022/23, there is some variation between each level:
  - Level 6 apprenticeships saw the largest decrease in this period with -37 (-22%) less starts compared to the same period in 2021/22.
  - Level 5 apprenticeships were the only level to see an increase of +31 starts (+19%) in this period.
- In comparison, nationally, the largest decrease was in Level 2 Apprenticeships (-17% starts compared to GCP's 02%). Level 4 and above apprenticeships all saw an increase nationally, with level 6s seeing the largest % increase (+12% compared to GCPs -22%)

Q2 Apprenticeship starts across Greater Cambridge by level over the last three years



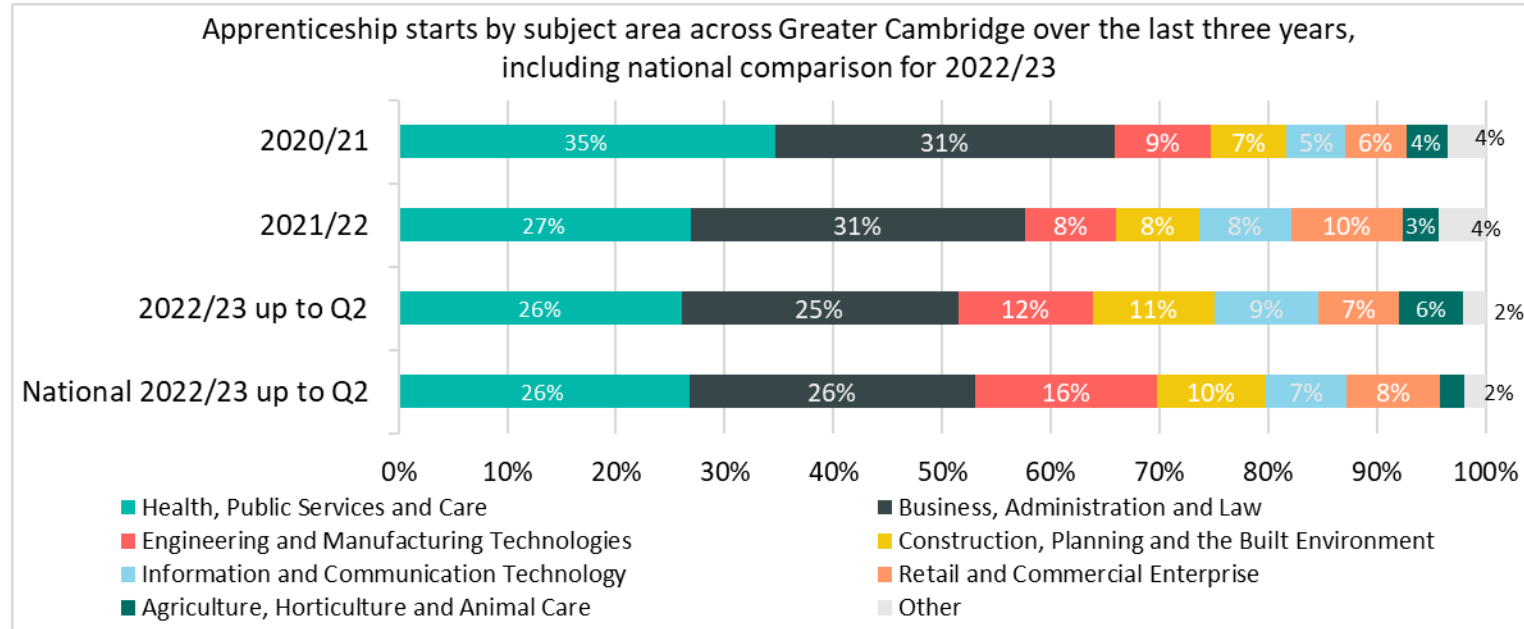
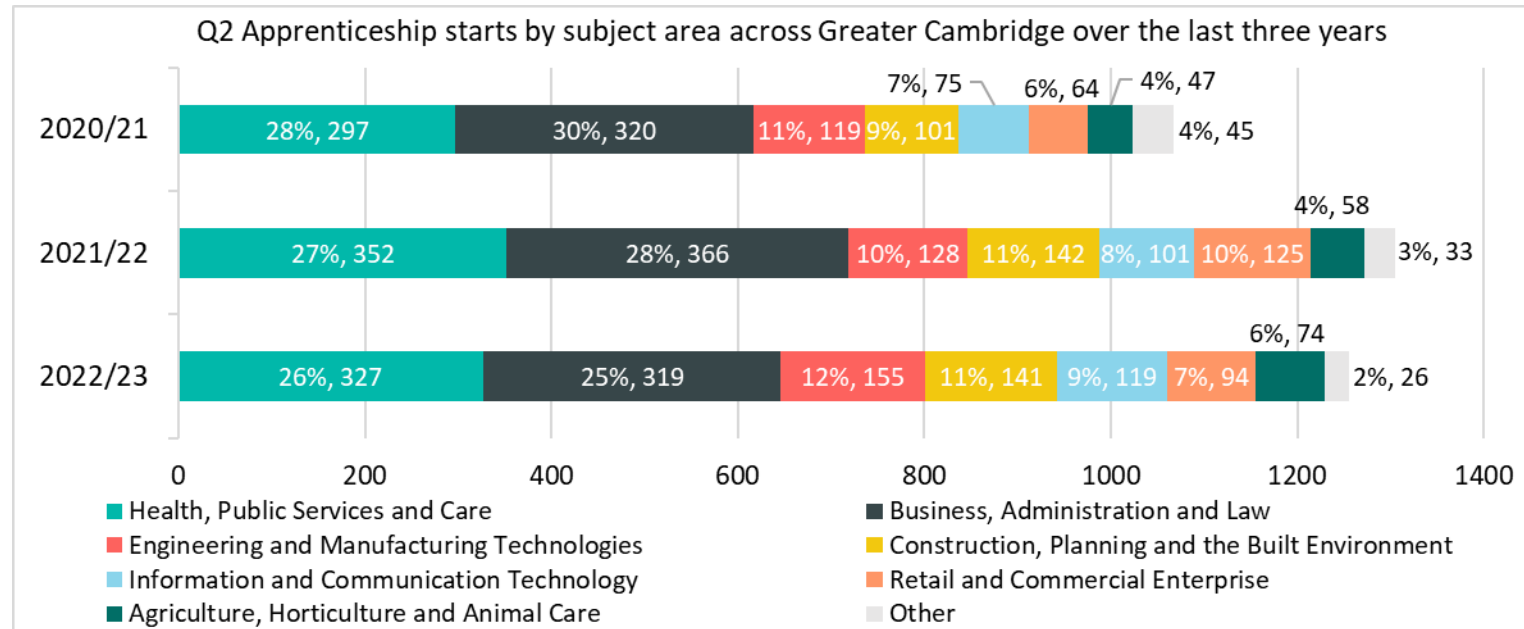
Apprenticeship starts across Greater Cambridge by level over the last three years, including national comparison for 2022/23



\*Apprenticeship starts are calculated based on the course delivery location.

# Starts by subject area

- While apprenticeships have seen a decrease in the number of starts, the impact on individual subject areas has varied when considering starts across Q2 in 2022/23 compared with equivalent periods in 2021/22 and 2020/21.
- Comparing Q2 2022/23 with the same point in the previous year, the single biggest decrease in starts was in the Business, Administration and Law subject area, with -47 fewer starts (-13%)
- Similarly, the Retail and Commercial Enterprise sector accounted for a lower percentage of apprenticeship starts across the GCP area across Q2 in 2022/23, at 7%, compared with 10% for the same period in 2021/22. Starts across this sector decreased by -31 (-25%).
- The Engineering and Manufacturing Technologies sector accounted for a higher percentage of apprenticeship starts across the Greater Cambridge area across Q2 in 2022/23 at 12%, compared with 8% for the same period in 2021/22. This sector saw starts increase by +27 (+21%), the largest raw number increase across all sectors. However, starts within the Agriculture, Horticulture and Animal Care subject area saw the largest % increase (+16 starts, +28%)
- Engineering and Manufacturing accounts for 16% of 2022/23 national starts up to Q2 and 12% in Greater Cambridge

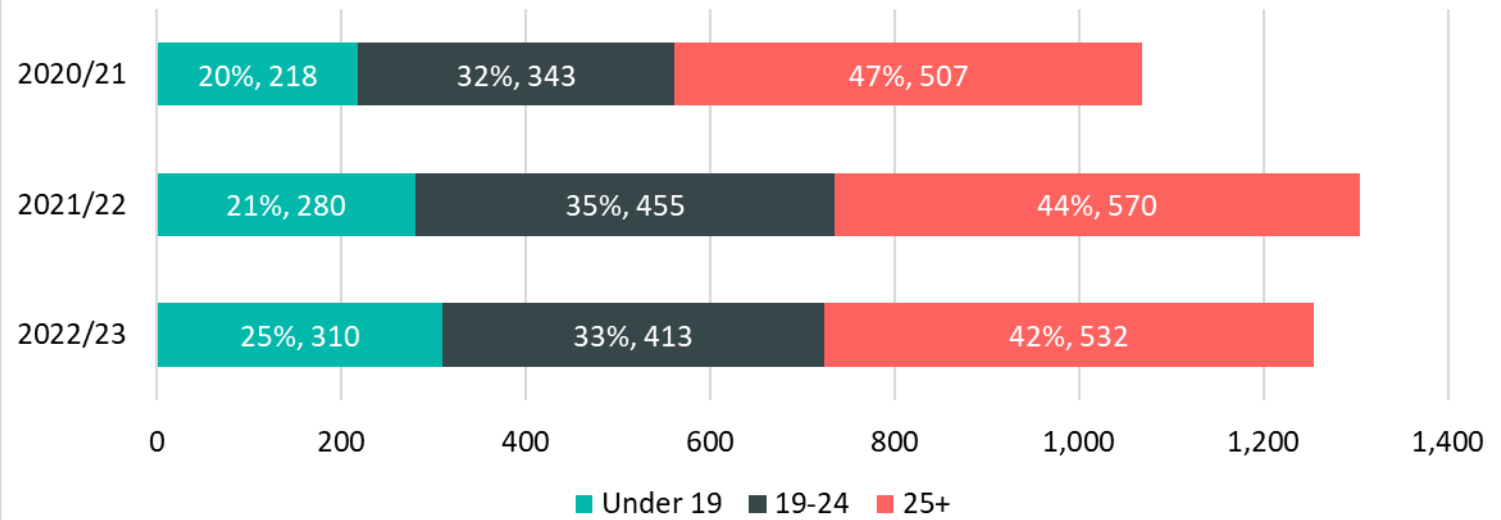


*\*Sectors which account for less than 3% of starts in the Greater Cambridge area and nationally in Q1 of 2022/23 have been included within the Other category. This includes Education and Training; Leisure, Travel and Tourism; Arts, Media and Publishing; Science and Mathematics.*

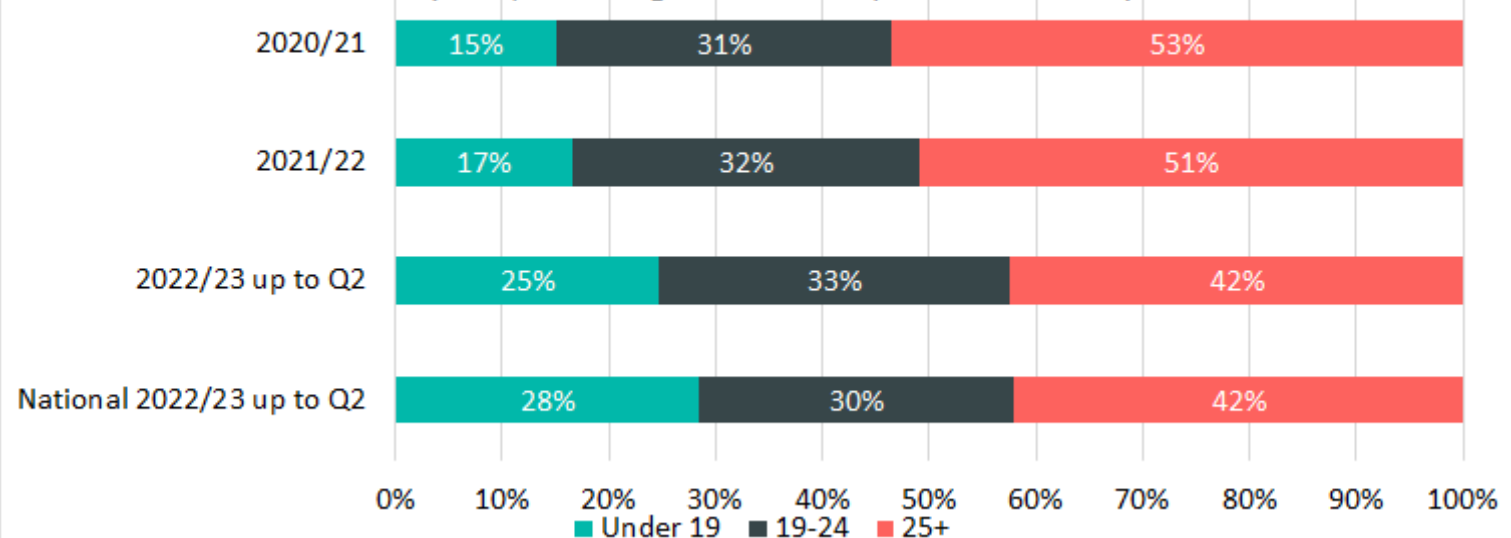
# Starts by age groups

- Of the 1,255 apprenticeship starts up to Q2 in 2022/23, 532 (42%) starts were among 25+ year olds, 413 (33%) starts were among 19-24 year olds and those aged Under 19 accounted for 310 (25%) starts.
- Under 19s were the only age group that saw an increase in starts between Q2 2021/22 and Q2 2022/23 (+30, +11%). The 19-24 age group saw the largest decrease (-42, -9%). Starts across the 25+ age group also decreased, but to a lesser extent (-38, -7%).
- This resulted in a higher proportion of starts being for those aged under 19 (25% in Q2 2022/23 compared to 21% in Q2 2021/22, a difference of 4 percentage points).
- There were lower proportions of learners aged 19-24 starting apprenticeships nationally across Q2 in 2022/23 compared to the equivalent period 2021/22. Starts in this age group decreased by -5,247 (-8%). However it was still the case that a larger proportion of learners starting an apprenticeship nationally were under 19 (28%) compared to Greater Cambridge (25%)

Q2 Apprenticeship starts by age group across Greater Cambridge over the last three years



Apprenticeship starts by age group across Greater Cambridge over the last three years, including national comparison for 2022/23



# Who are the main providers delivering in the GCP area?

Top Five Providers by Q2 Starts 2022/23

Provider	2022/23 delivery to date (starts)	% of Total 2022/23 starts	2021/22 delivery (starts)	% Change between 2021/22 and 2022/23
ANGLIA RUSKIN UNIVERSITY HIGHER EDUCATION CORPORATION	232	18%	251	-8%
CAMBRIDGE REGIONAL COLLEGE	224	18%	278	-19%
KAPLAN FINANCIAL LIMITED	67	5%	45	49%
WEST SUFFOLK COLLEGE	59	5%	46	28%
DICK WHITE REFERRALS LIMITED	58	5%	50	16%

- The largest provider in the area to date in 2022/23 was **Anglia Ruskin University**, which accounted for 18% (232) of apprenticeship starts. In the 2021/22 year the college accounted for 18% (376) of all starts overall with 251 starts up to Q2. This provider saw a -8% decrease in the number of Q2 starts between 2021/22 and 2022/23.
- **Cambridge Regional College** is the second largest provider of apprenticeships in the Greater Cambridge area, it accounted for 22% (224) of all apprenticeship starts up to Q2 in 2022/23. In the 2021/22 year the college accounted for 16% (336) of all starts overall and 22% of starts at Q2. **Cambridge Regional College** has also been the top provider overall for 2020/21 and second largest in 2021/22. This provider saw a -19% decrease in the number of Q2 starts between 2021/22 and 2022/23.
- Despite both providers seeing a decrease in provision they still delivered 36% of all starts within the region.
- **West Suffolk College, Kaplan Financial Limited and Dick White Referrals Limited** were all in the top 5 largest providers of apprenticeship starts in 2021/22 up to Q2 and in the top 5 up to Q2 in 2022/23. All three provider saw an increase in provision, with **Dick White Referrals** seeing the largest increase in raw numbers (+50) and **Kaplan Financial Limited** seeing the largest percentage increase of starts (+49%)