

# An overview of apprenticeship starts delivered in the Greater Cambridge area – Q2 (November – January) 2021/22

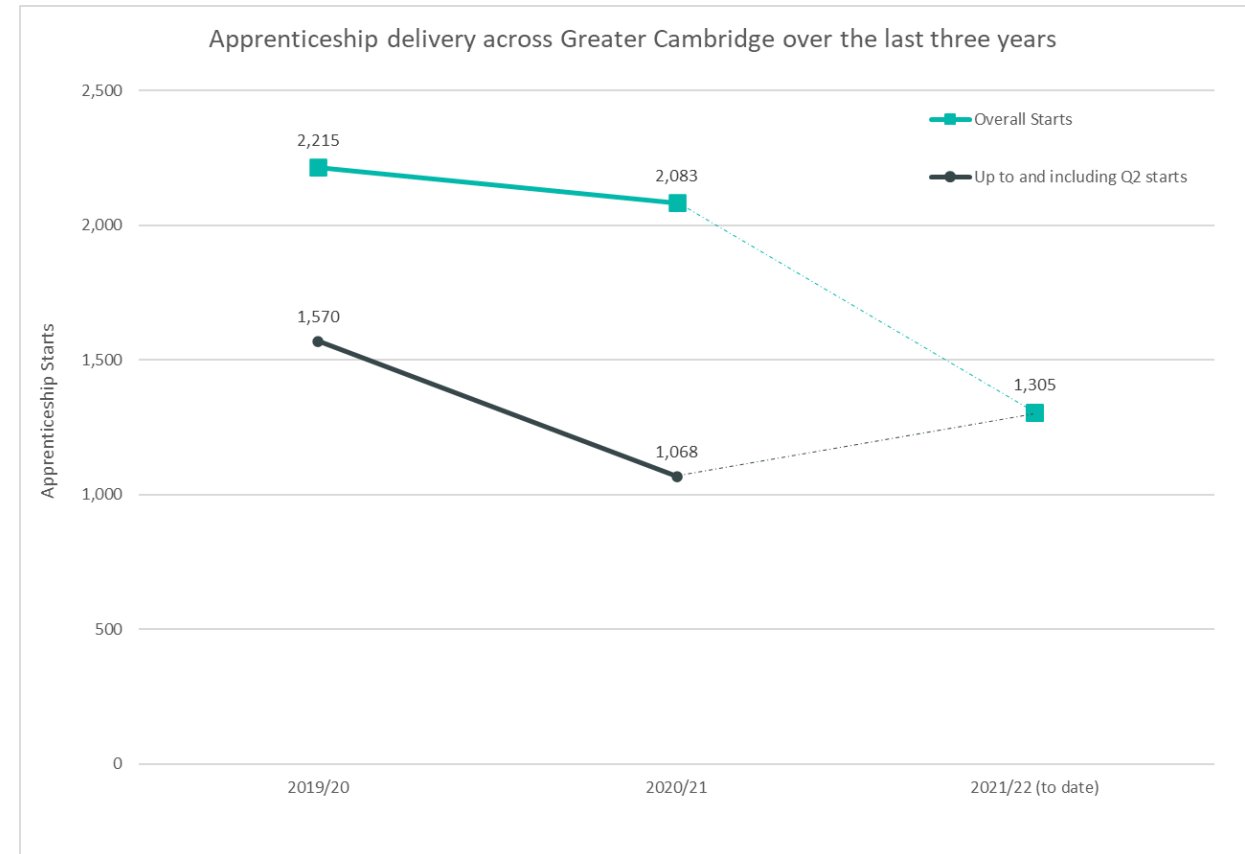
---

GCP Update

Contact: [Dominic.Milham@cambridgeshire.gov.uk](mailto:Dominic.Milham@cambridgeshire.gov.uk)

# Delivery to date (January 2022)

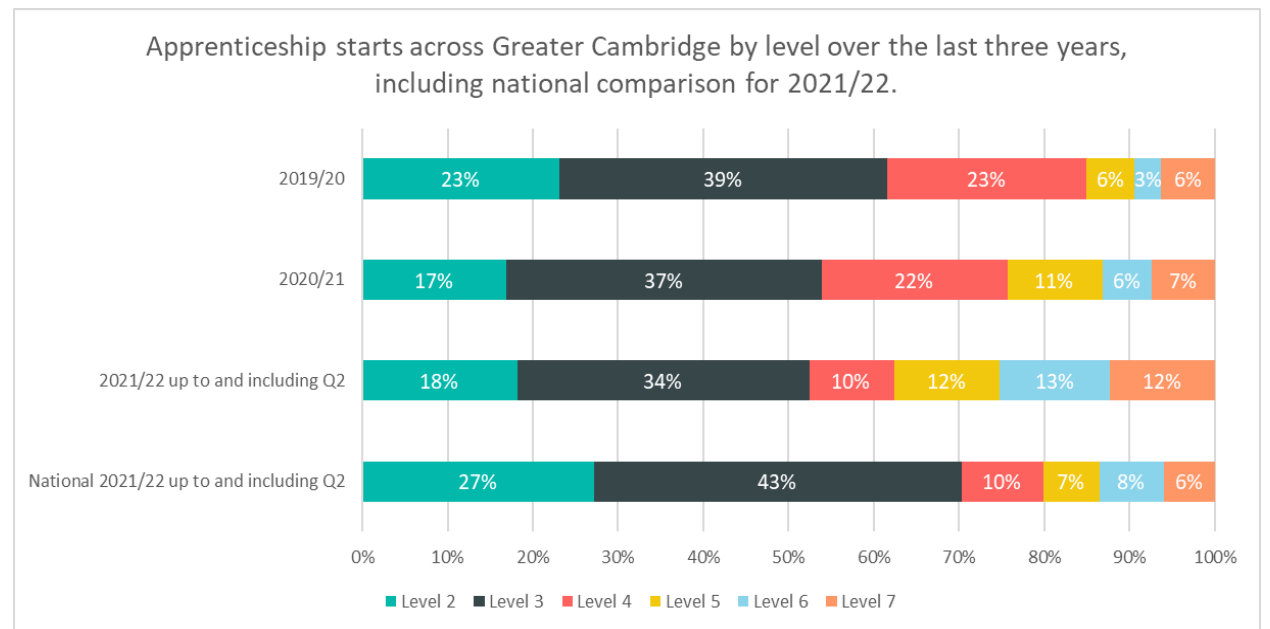
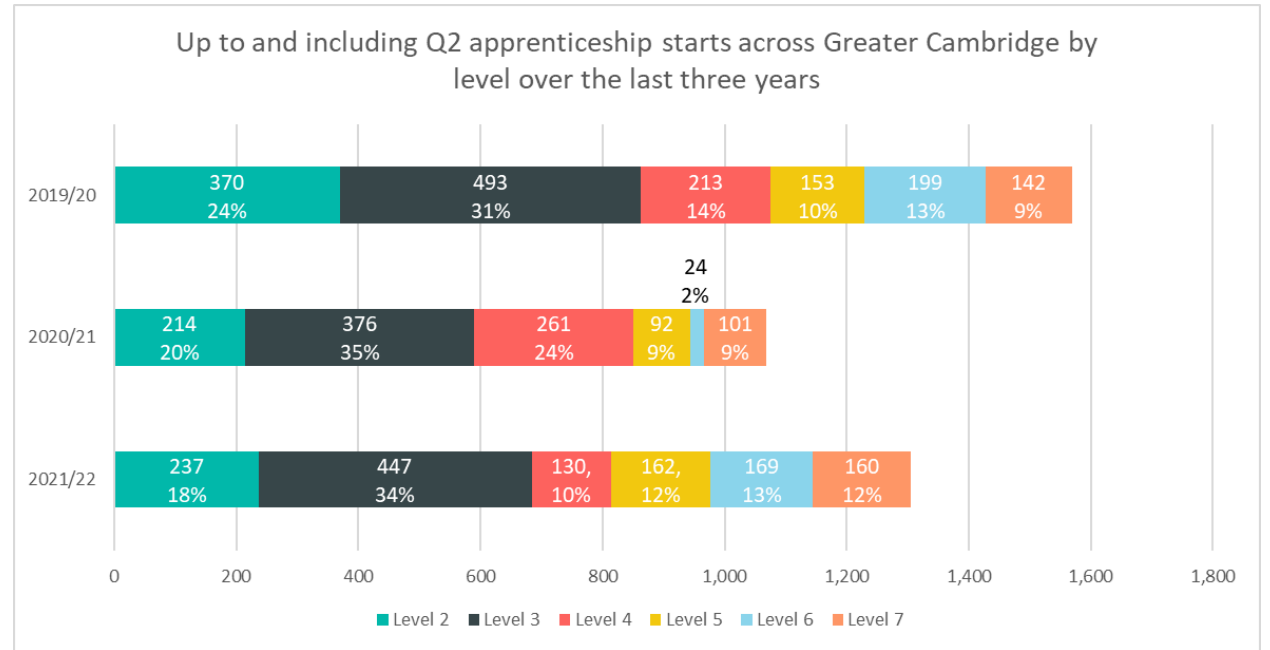
- Up to and including Q2 January 2021/22 there have been **1,305 apprenticeship starts\*** across the Greater Cambridge area. This is +22% more compared to the number of starts up to and including Q2 in 2020/21, where there were 1,068 apprenticeship starts.
- Nationally starts were up by +26% when comparing starts up to and including Q2 in 2021/22 to starts up to and including Q2 in 2020/21.



*\*Apprenticeship starts are calculated based on the course delivery location.*

# Apprenticeship Starts

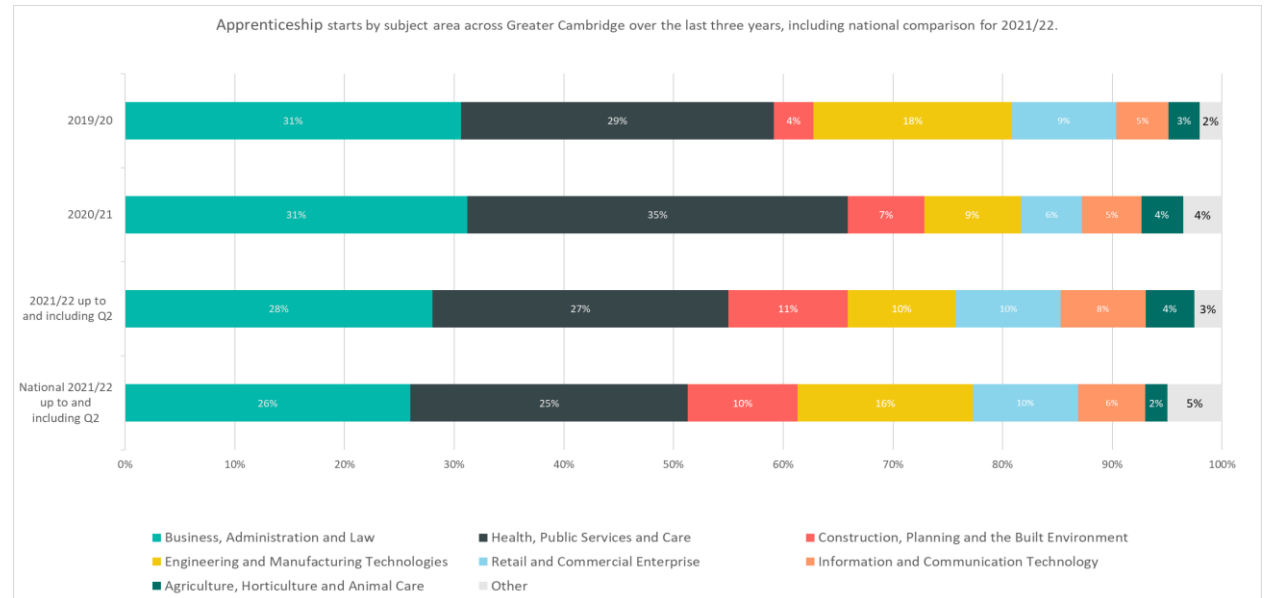
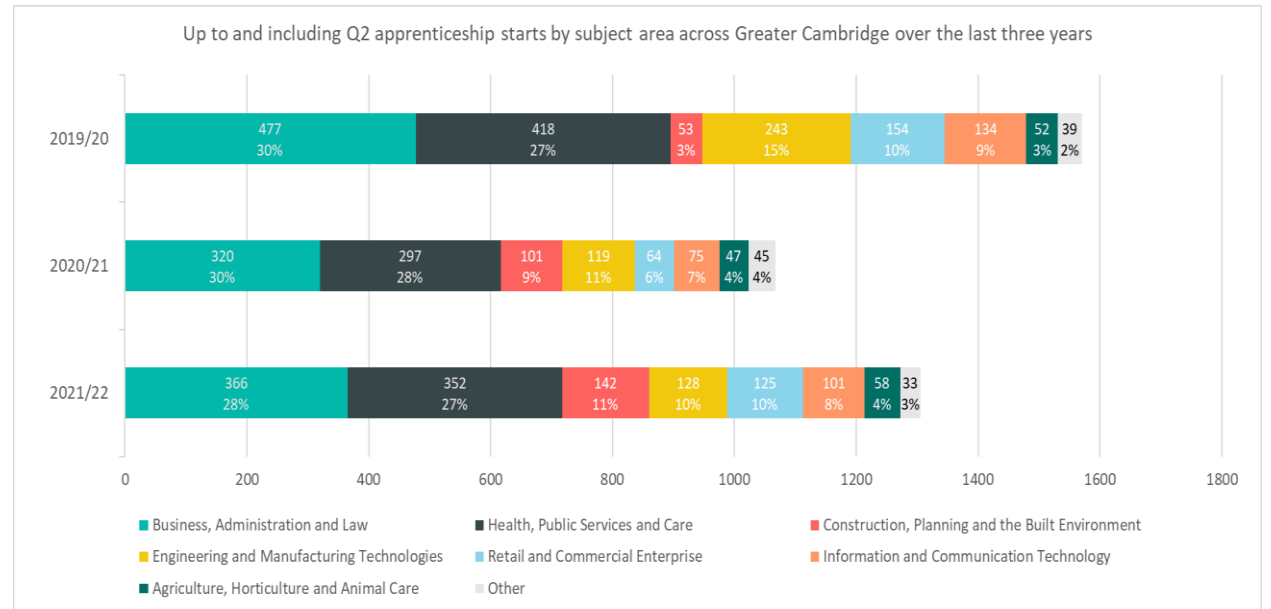
- **Up to and including Q2 (August 2021 – January 2022) there have been 1,305 apprenticeship starts\* across the Greater Cambridge area.**
- The largest proportion of starts were in level 3 apprenticeships (34%), although this is lower than the national proportion (43%).
- Across Greater Cambridge, there were higher proportions of apprenticeship starts in level 5, 6 and 7 apprenticeships compared to what was observed nationally.
- While the total number of starts across the GCP area increased when compared to the same period in 2020/21, there was some variation between each level:
  - Level 6 apprenticeships saw the largest increase in this period with +145 (+604%) more starts compared to the same period in 2020/21. Nationally level 6 apprenticeship starts increased by 44%.
  - Level 4 apprenticeships were the only level to see a decrease of -131 starts (-50%) in this period. There were no decreases in starts across any level seen nationally.



*\*Apprenticeship starts are calculated based on the course delivery location.*

# Starts by subject area

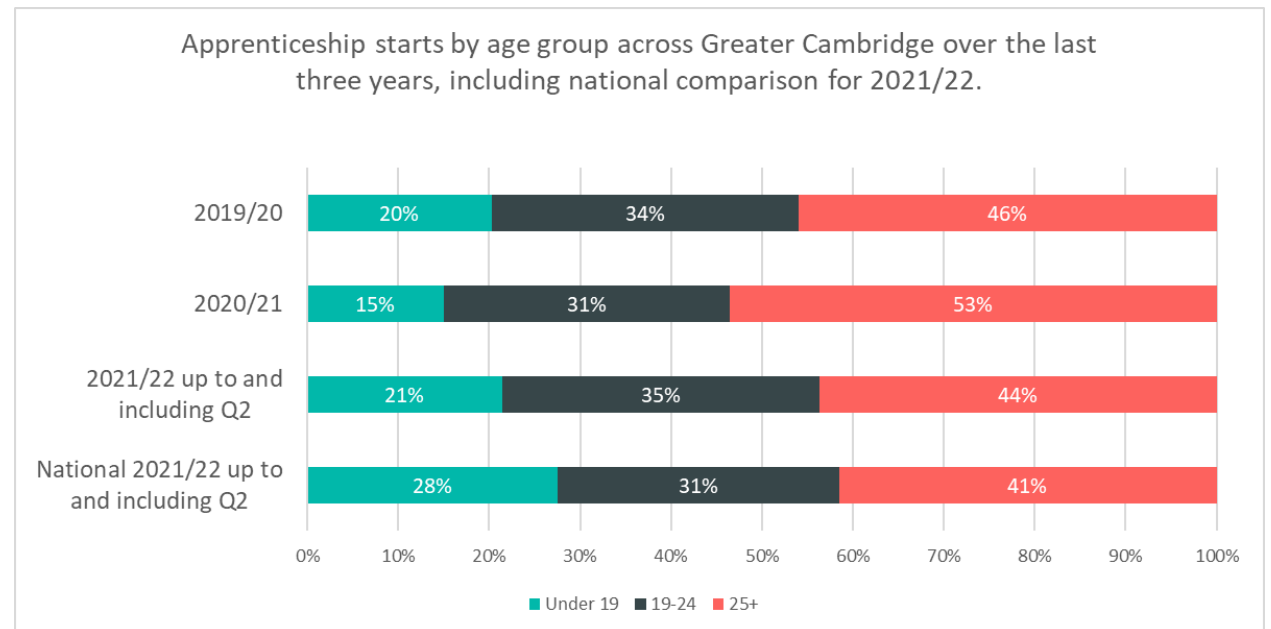
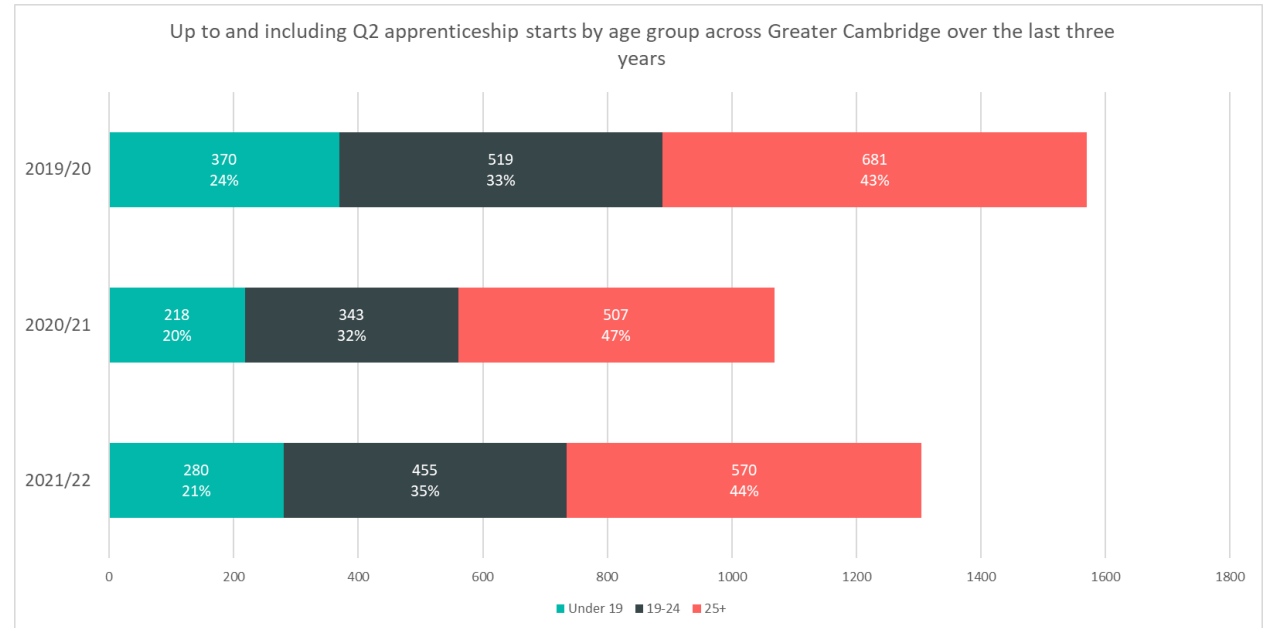
- While overall apprenticeships have seen an increase in the number of starts, the impact on individual subject areas has varied when considering starts across up to and including Q2 in 2021/22 compared with equivalent periods in 2020/21 and 2019/20.
- Up to and including Q2 in 2021/22, there has been lower proportions of starts across the GCP area in the Business, Administration and Law sector which accounted for 28% of starts compared to 30% in the equivalent period in 2020/21.
- Similarly, the Health, Public Services and Care sector accounted for a lower percentage of apprenticeship starts across the GCP area up to and including Q2 in 2021/22, at 27%, compared with 28% for the same period in 2020/21.
- The Construction, Planning and the Built Environment sector accounted for a higher percentage of apprenticeship starts across the GCP area up to and including Q2 in 2021/22, at 11%, compared with 9% for the same period in 2020/21. Nationally, when comparing starts in 2021/22 with the same period in 2020/21, the proportion of starts in this sector increased from 8% in 20/21 to 10% in 2021/22.



*\*Sectors which account for less than 3% of starts in the Greater Cambridge area up to and including Q2 of 2021/22 have been included within the Other category. This includes Education and Training; Leisure, Travel and Tourism; Arts, Media and Publishing and Science and Mathematics*

# Starts by age groups

- Of the 1,305 apprenticeship starts up to and including Q2 in 2021/22, 570 (44%) starts were among 25+ year olds, 455 (35%) starts were among 19-24 year olds and those aged 19 and under accounted for 280 (21%) starts.
- 19-24 year olds made up a higher proportion of apprenticeship starts in 2021/22 up to and including Q2 compared to the same period in 2020/21. Comparing the same periods, a slightly higher proportion of starts came from those aged under 19 up to and including Q2 in 2021/22 compared to the same period in 2020/21.
- A lower proportion of starts up to and including Q2 2021/22 came from those aged 25+ undertaking apprenticeships compared to the equivalent period in 2020/21.
- Similarly, lower proportions of apprenticeship starts came from learners aged 25+ nationally up to and including Q2 in 2021/22 compared to the equivalent period 2020/21.
- Overall, this indicates that the largest decline in apprenticeship starts in 2021/22 so far has been among learners aged 25+ both in the Greater Cambridge area and nationally.



# Who are the main providers delivering in the GCP area?

## Top Five Providers by Starts up to and including Q2 2021/22

Provider	2020/21 delivery (starts)	2021/22 delivery to date (starts)
Cambridge Regional College	329	278
Anglia Ruskin University Higher Education Corporation	85	251
Dick White Referrals Limited	53	50
West Suffolk College	78	46
First Intuition Cambridge Limited	57	45

- **Cambridge Regional College** is the largest provider of apprenticeships in the Greater Cambridge area, it accounted for 21% (278) of all apprenticeship starts up to Q2 in 2021/22. In the 2020/21 year the college accounted for 16% (329) of all starts overall and 22% of starts up to and including Q2. Cambridge Regional College has also been the top provider overall for 2019/20 and 2020/21.
- The second largest provider in the area to date in 2021/22 was **Anglia Ruskin University**, which accounted for 19% (251) of apprenticeship starts. In the 2020/21 year the college accounted for 4% (85) of all starts overall with no starts up to Q1.
- **Dick White Referrals Limited, West Suffolk College and First Intuition Limited** were all in the top 10 largest providers of apprenticeship starts in 2020/21 and in the top 5 up to Q2 in 2021/22.