

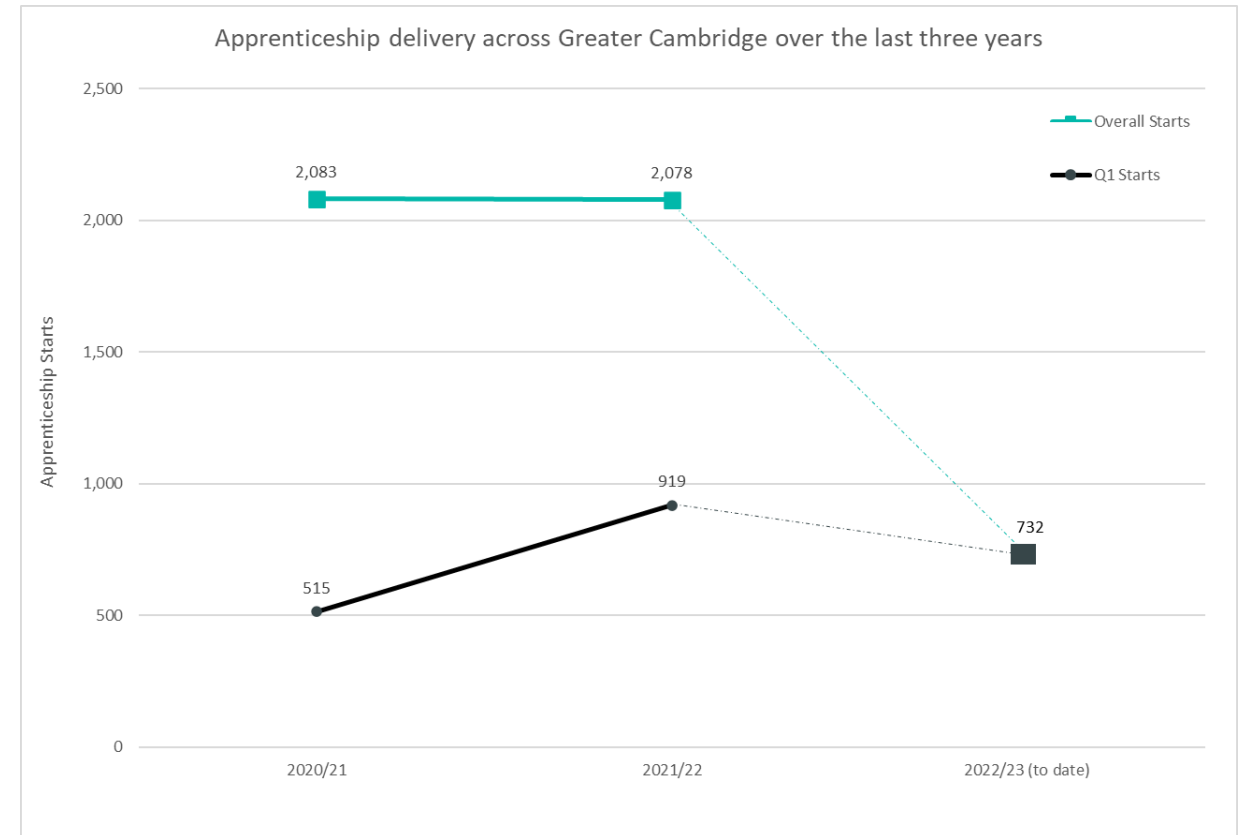
An overview of apprenticeship starts delivered in the Greater Cambridge area – Q1 (August – October) 2022/23

GCP Update

Contact: Dominic.Milham@cambridgeshire.gov.uk

Delivery to date (October 2022/23)

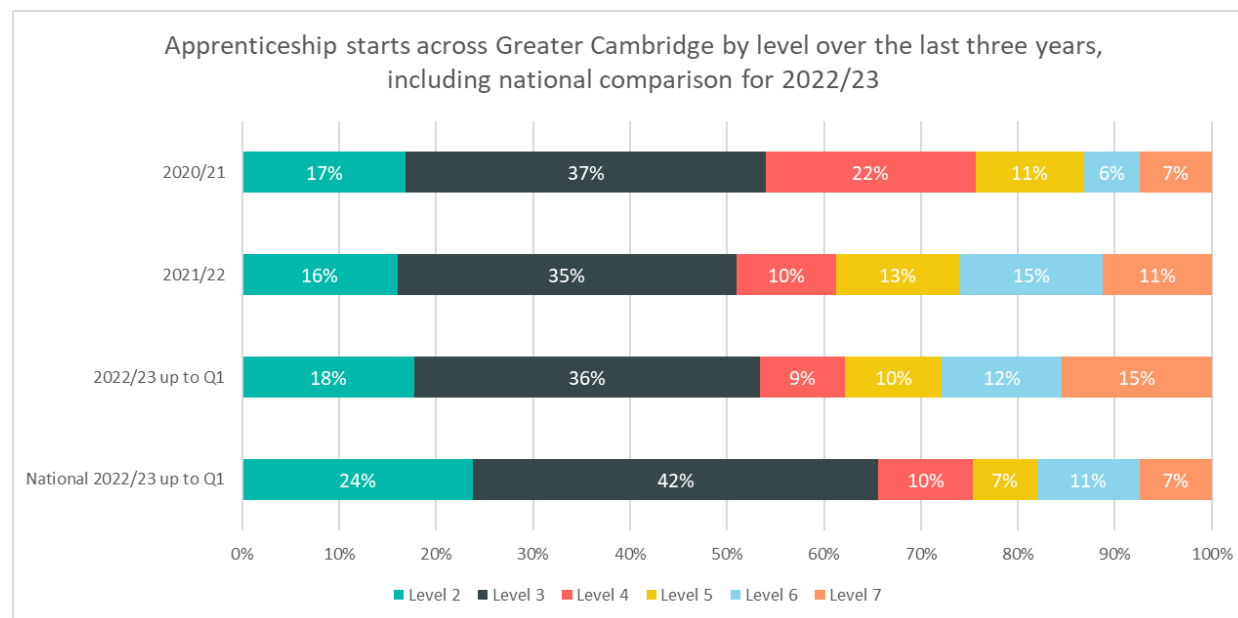
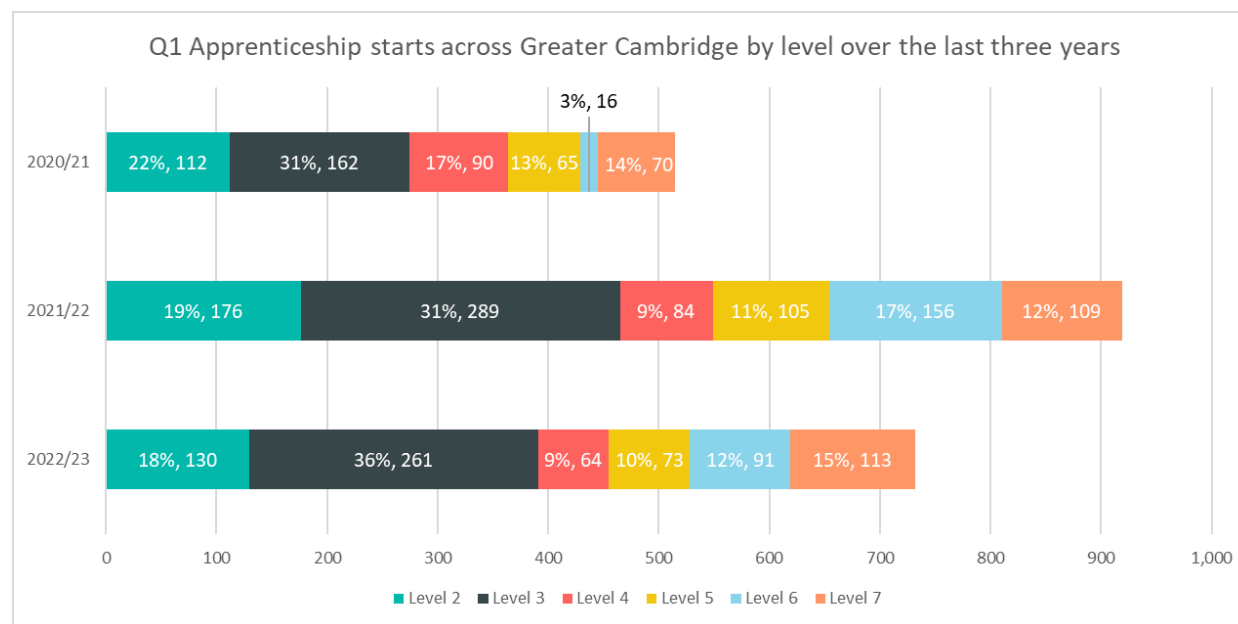
- Up to Q1 October 2022/23 there have been **732 apprenticeship starts*** across the Greater Cambridge area. This is -20% less compared to the number of starts up to Q1 in 2021/22, where there were 919 apprenticeship starts.
- Nationally starts were down by -6% when comparing starts up to Q1 in 2022/23 to starts up to Q1 in 2021/22.



**Apprenticeship starts are calculated based on the course delivery location.*

Apprenticeship Starts

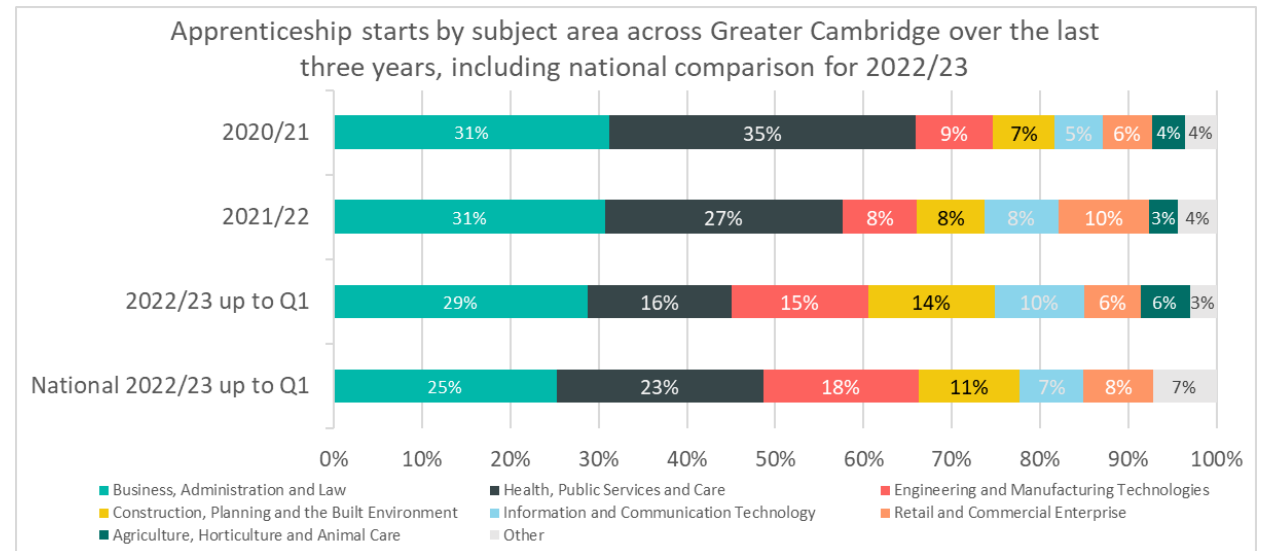
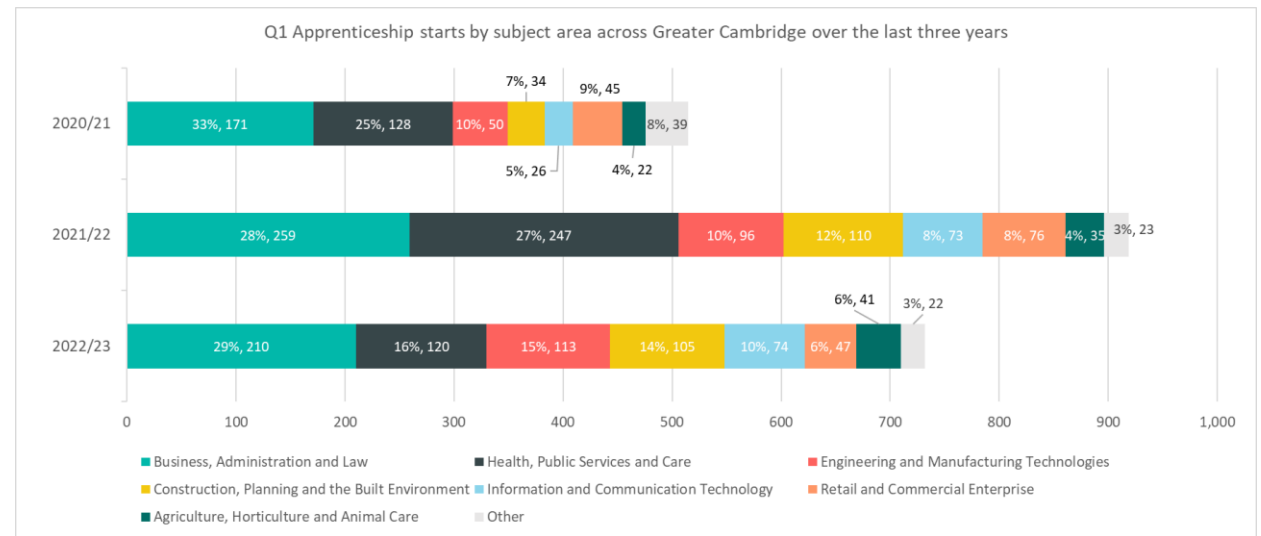
- In Q1 (August 2022 - October 2022) there have been **732 apprenticeship starts*** across the Greater Cambridge area.
- Up to Q1 of 2022/23, the largest proportion of starts were in level 3 apprenticeships (36%), although this is lower than the national proportion (42%).
- Across Greater Cambridge, there were higher proportions of apprenticeship starts in level 5, 6 and 7 apprenticeships compared to what was observed nationally.
- While the total number of starts across the GCP area in all apprenticeship levels decreased across Q1 in 2022/23, there is some variation between each level:
 - Level 6 apprenticeships saw the largest decrease in this period with -65 (-42%) less starts compared to the same period in 2021/22.
 - Level 7 apprenticeships were the only level to see a slight increase of +4 starts (+4%) in this period.
- Nationally, comparing apprenticeship starts across Q1 in 2022/23 to 2021/22 shows the largest decrease among level 2 apprenticeships with -6,588 (-18%) starts. Level 6 apprenticeships saw the largest raw number increase with +1,512 starts (+13%) in this period.



**Apprenticeship starts are calculated based on the course delivery location.*

Starts by subject area

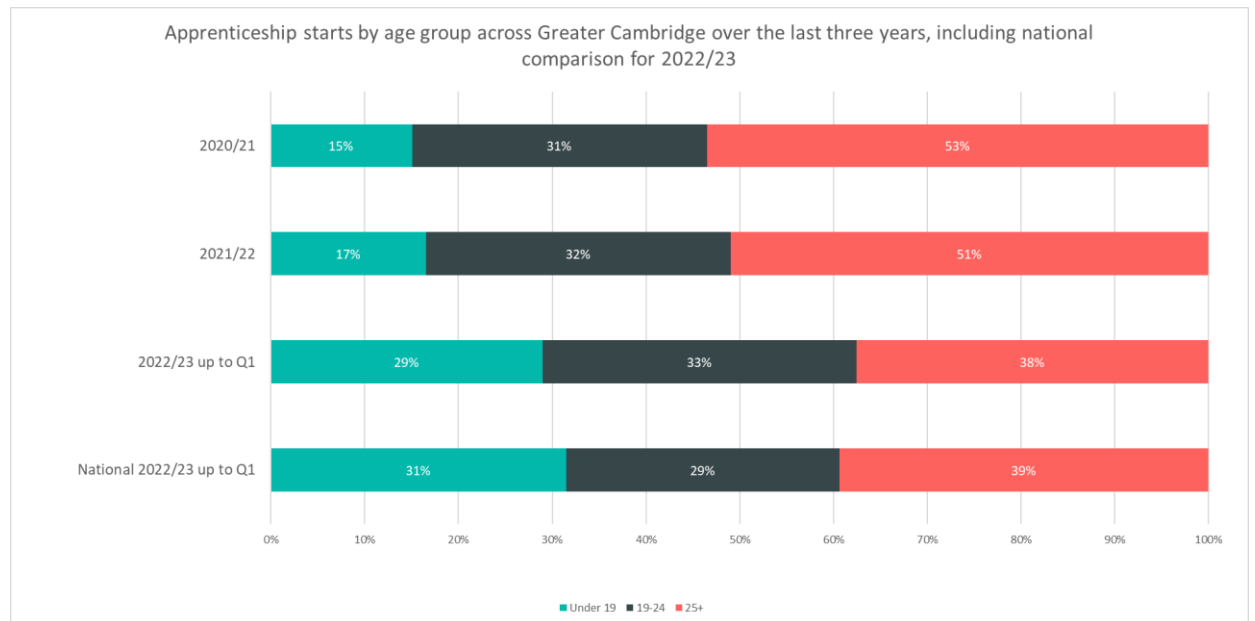
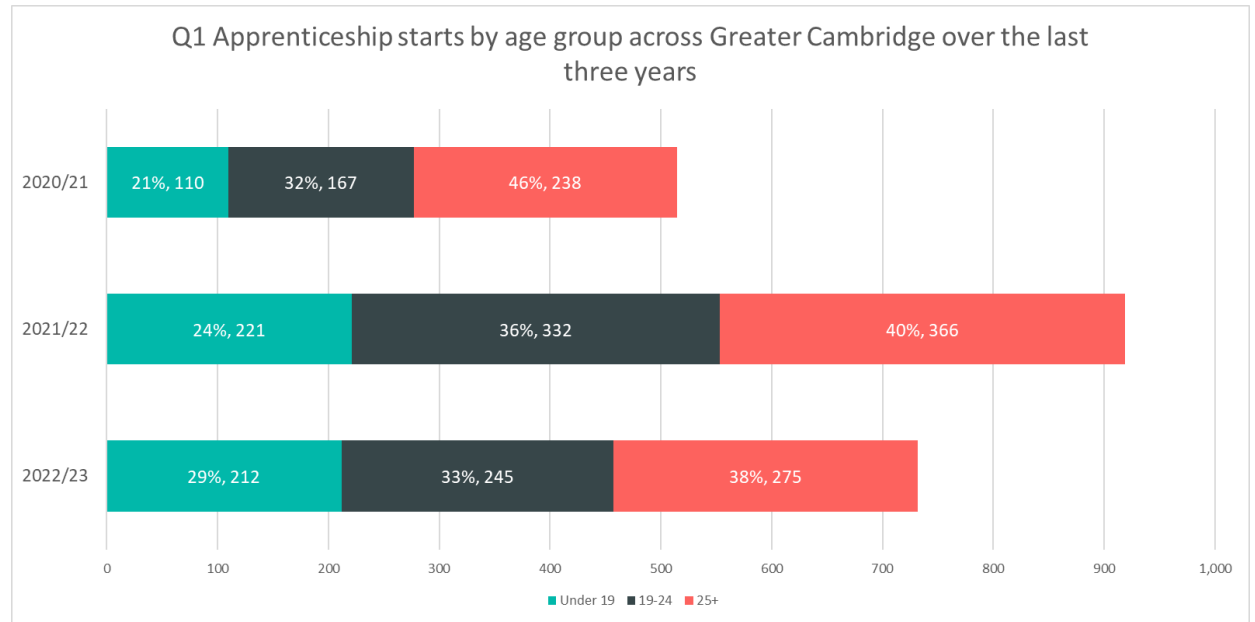
- While apprenticeships have seen a decrease in the number of starts, the impact on individual subject areas has varied when considering starts across Q1 in 2022/23 compared with equivalent periods in 2021/22 and 2020/21.
- For Q1 in 2022/23, there were lower proportions of starts across the GCP area in Health, Public Services and Care area which accounted for 16% of starts compared to 27% in the equivalent period in 2021/22. Starts across this sector decreased by -127 (-51%), the largest decrease across all sectors.
- Similarly, the Retail and Commercial Enterprise sector accounted for a lower percentage of apprenticeship starts across the GCP area across Q1 in 2022/23, at 6%, compared with 8% for the same period in 2021/22. Starts across this sector decreased by -29 (-38%).
- The Engineering and Manufacturing Technologies sector accounted for a higher percentage of apprenticeship starts across the GCP area across Q1 in 2022/23 at 15%, compared with 10% for the same period in 2021/22. This sector saw starts increase by +17 (+18%), the largest increase across all sectors.
- Other subject areas which accounted for a higher percentage of starts included: Construction, Planning and the Built Environment, Information and Communication Technology and Agriculture, Horticulture and Animal Care. However, only Information and Communication Technology saw an increase (+1, +1%) and therefore the increases in proportions of starts across these sectors is driven by decreases in other sectors. Nationally, there was little change in the breakdown of starts by subject area between 2021/22 and 2022/23.



**Sectors which account for less than 3% of starts in the Greater Cambridge area and nationally in Q1 of 2022/23 have been included within the Other category. This includes Education and Training; Leisure, Travel and Tourism; Arts, Media and Publishing, Science and Mathematics, History, Philosophy and Theology and Social Sciences*

Starts by age groups

- Of the 732 apprenticeship starts up to Q1 in 2022/23, 275 (38%) starts were among 25+ year olds, 245 (33%) starts were among 19-24 year olds and those aged 19 and under accounted for 212 (29%) starts.
- There has been a higher proportion of apprenticeship starts in 2022/23 up to Q1 among those aged under 19 compared to the same period in 2021/22.
- There were lower proportions of those aged 19-24 and 25+ undertaking apprenticeships compared to the equivalent period 2021/22. Starts across the 19-24 age group decreased by -87 (-26%) and starts across the 2+ age group decreased by -91 (-25%).
- Similarly, there were lower proportions of learners aged 19-24 starting apprenticeships nationally across Q1 in 2022/23 compared to the equivalent period 2021/22. Starts in this age group decreased by -4,586 (-11%)
- Overall, this indicates that the largest decline in apprenticeship starts in 2022/23 so far has been among learners aged 19-24 and 25+ both in the Greater Cambridge area and nationally for those aged 19-24



Who are the main providers delivering in the GCP area?

Top Five Providers by Q1 Starts 2022/23

Provider	2022/23 delivery to date (starts)	% of Total 2022/23 starts	2021/22 delivery (starts)	% Change between 2021/22 and 2022/23
CAMBRIDGE REGIONAL COLLEGE	143	20%	208	-31%
ANGLIA RUSKIN UNIVERSITY HIGHER EDUCATION CORPORATION	85	12%	194	-56%
WEST SUFFOLK COLLEGE	42	6%	29	-48%
KAPLAN FINANCIAL LIMITED	40	5%	31	+29%
DICK WHITE REFERRALS LIMITED	32	4%	30	+7%

- Cambridge Regional College** is the largest provider of apprenticeships in the Greater Cambridge area, it accounted for 20% (143) of all apprenticeship starts up to Q1 in 2022/23. In the 2021/22 year the college accounted for 16% (336) of all starts overall and 23% of starts at Q1. **Cambridge Regional College** has also been the top provider overall for 2020/21 and second largest in 2021/22. This provider saw a -31% decrease in the number of Q1 starts between 2021/22 and 2022/23.
- The second largest provider in the area to date in 2022/23 was **Anglia Ruskin University**, which accounted for 12% (85) of apprenticeship starts. In the 2021/22 year the college accounted for 18% (376) of all starts overall with 194 starts up to Q1. This provider saw a -56% decrease in the number of Q1 starts between 2021/22 and 2022/23.
- West Suffolk College, Kaplan Financial Limited and Dick White Referrals Limited** were all in the top 5 largest providers of apprenticeship starts in 2021/22 up to Q1 and in the top 5 up to Q1 in 2022/23. Whilst **West Suffolk College** saw a decrease of -48% Q1 starts between 2021/22 and 2022/23, **Kaplan Financial Limited** and **Dick White Referrals Limited** both saw a +29% and +7% increase respectively, the only providers in the top five to see an increase.
- There were also 39 providers which delivered at least one start in Q1 of 2021/22 which did not deliver any starts in Q1 of 2022/23. Whilst these providers delivered small numbers of starts individually, as a total these 39 providers delivered 79 starts, 9% of all 2021/22 Q1 starts. These providers not delivering starts in Q1 of 2022/23 together with the decreases in starts from top providers may explain the -20% decrease in starts across Greater Cambridge overall.