

# An overview of apprenticeship starts delivered in the Greater Cambridge area – Q1 (August – October) 2021/22

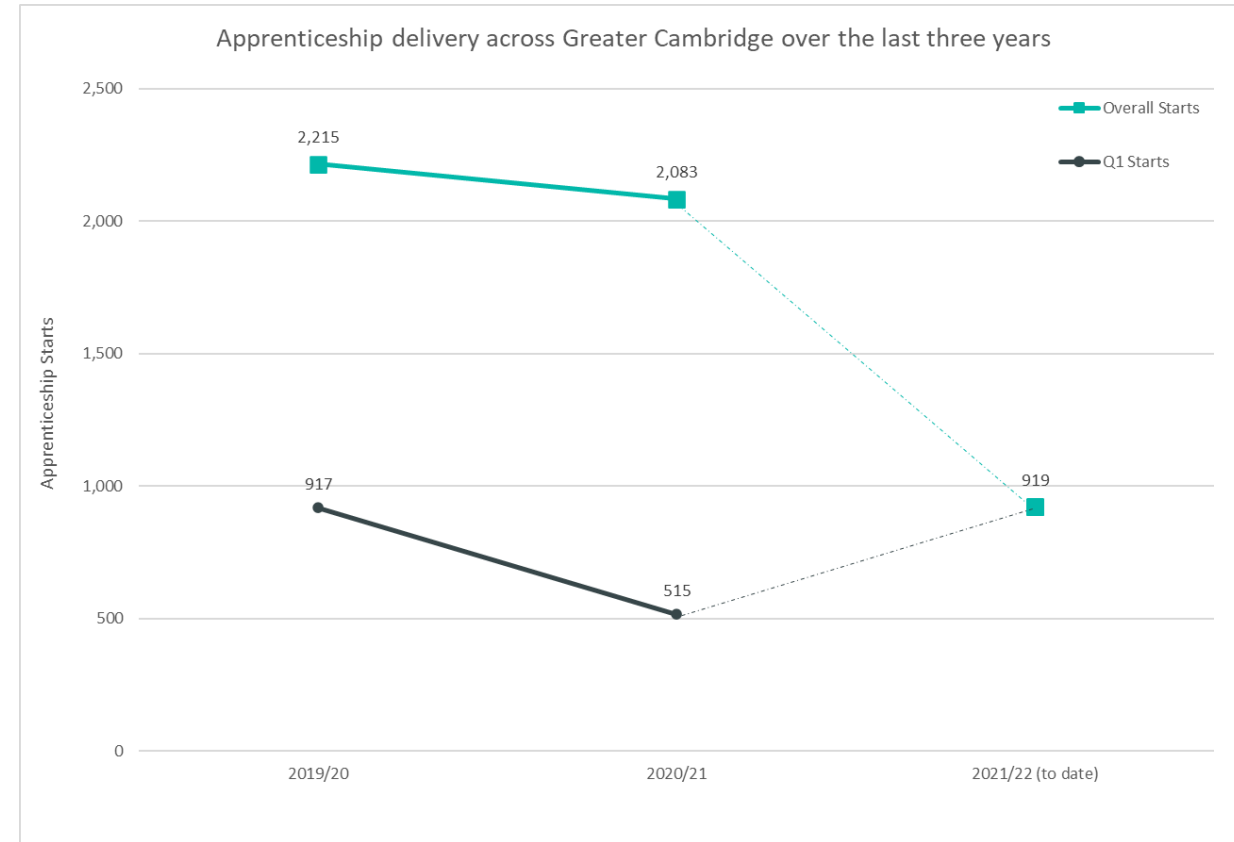
---

GCP Update

Contact: [Dominic.Milham@cambridgeshire.gov.uk](mailto:Dominic.Milham@cambridgeshire.gov.uk)

# Delivery to date (October 2021/22)

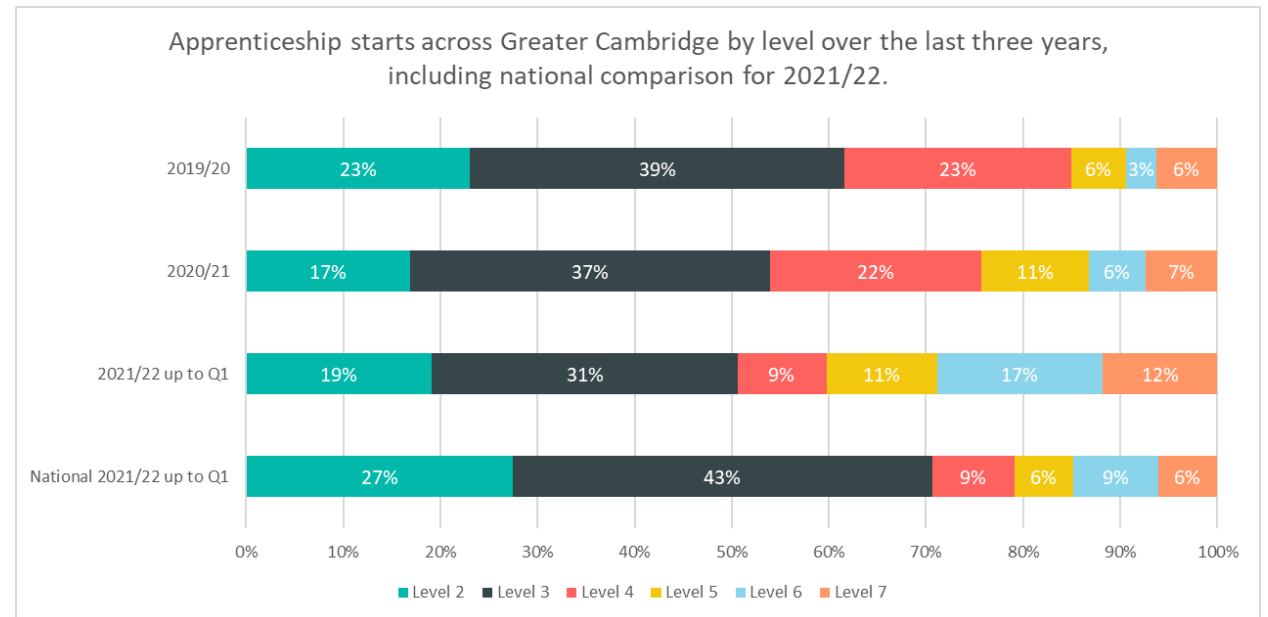
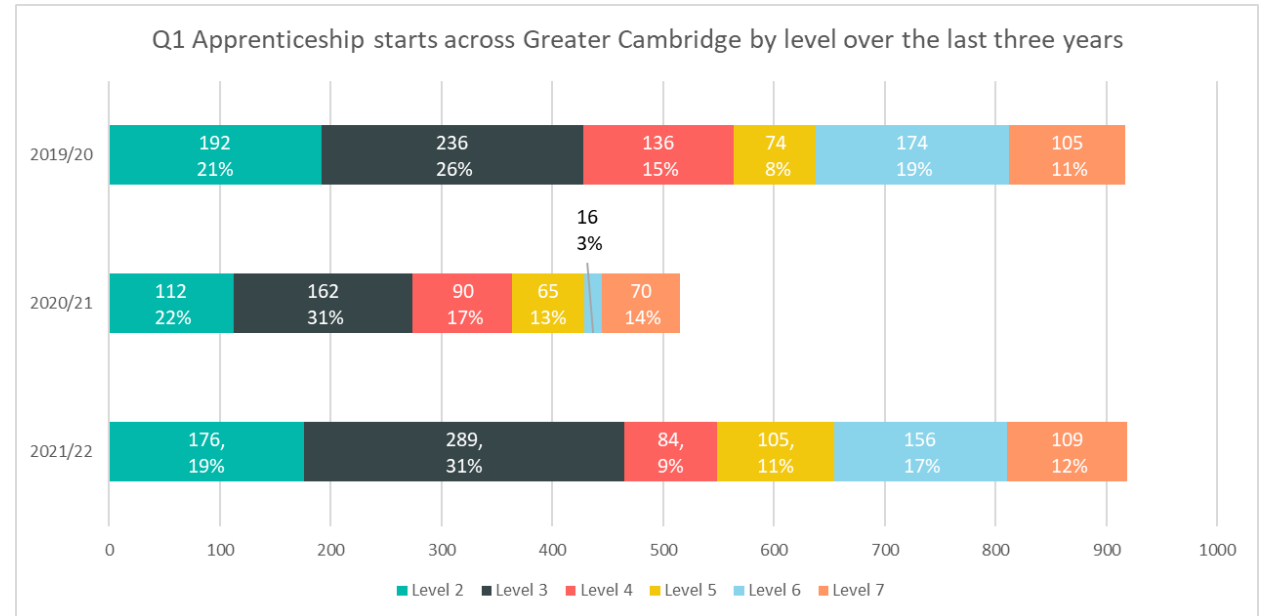
- Up to Q1 October 2021/22 there have been **919 apprenticeship starts\*** across the Greater Cambridge area. This is +78% more compared to the number of starts up to Q1 in 2020/21, where there were 515 apprenticeship starts.
- Nationally starts were up by +43% when comparing starts up to Q1 in 2021/22 to starts up to Q1 in 2020/21.



*\*Apprenticeship starts are calculated based on the course delivery location.*

# Apprenticeship Starts

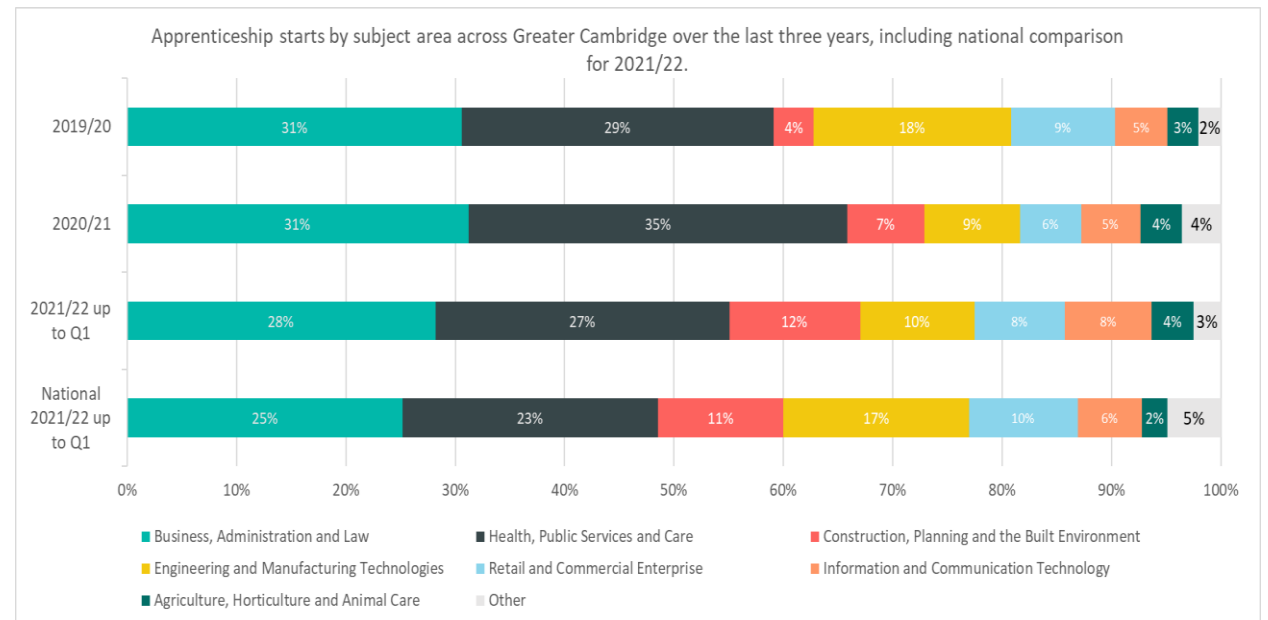
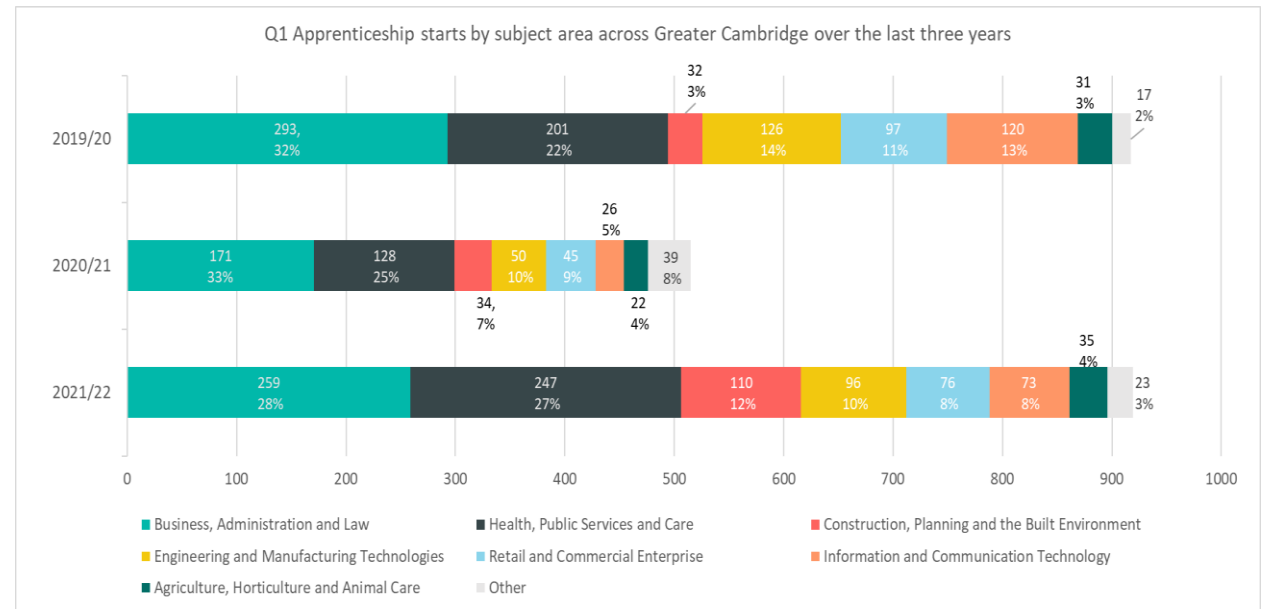
- In Q1 (August 2021 - October 2021) there have been 919 apprenticeship starts\* across the Greater Cambridge area.
- Up to Q1 of 2021/22, the largest proportion of starts were in level 3 apprenticeships (31%), although this is lower than the national proportion (43%).
- Across Greater Cambridge, there were higher proportions of apprenticeship starts in level 5, 6 and 7 apprenticeships compared to what was observed nationally.
- While the total number of starts across the GCP area in all apprenticeship levels increased across Q1 in 2021/22, there is some variation between each level:
  - Level 6 apprenticeships saw the largest increase in this period with +140 (+875%) more starts compared to the same period in 2020/21.
  - Level 5 apprenticeships were the only level to see a slight decrease of -6 starts (-7%) in this period.
- Nationally, comparing apprenticeship starts across Q1 in 2021/22 to 2020/21 shows the largest increase among level 2 apprenticeships with +12,439 (+53%) starts. Level 5 apprenticeships were the only level to see a very slight decrease with -3 (-0.04%) starts.



\*Apprenticeship starts are calculated based on the course delivery location.

# Starts by subject area

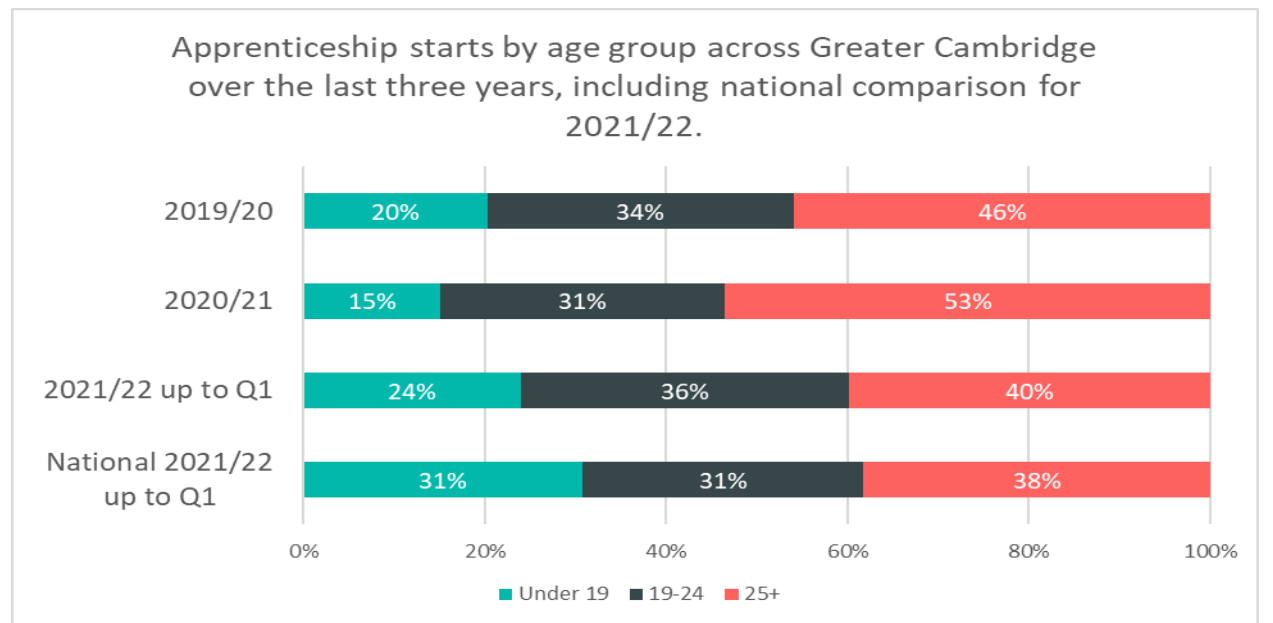
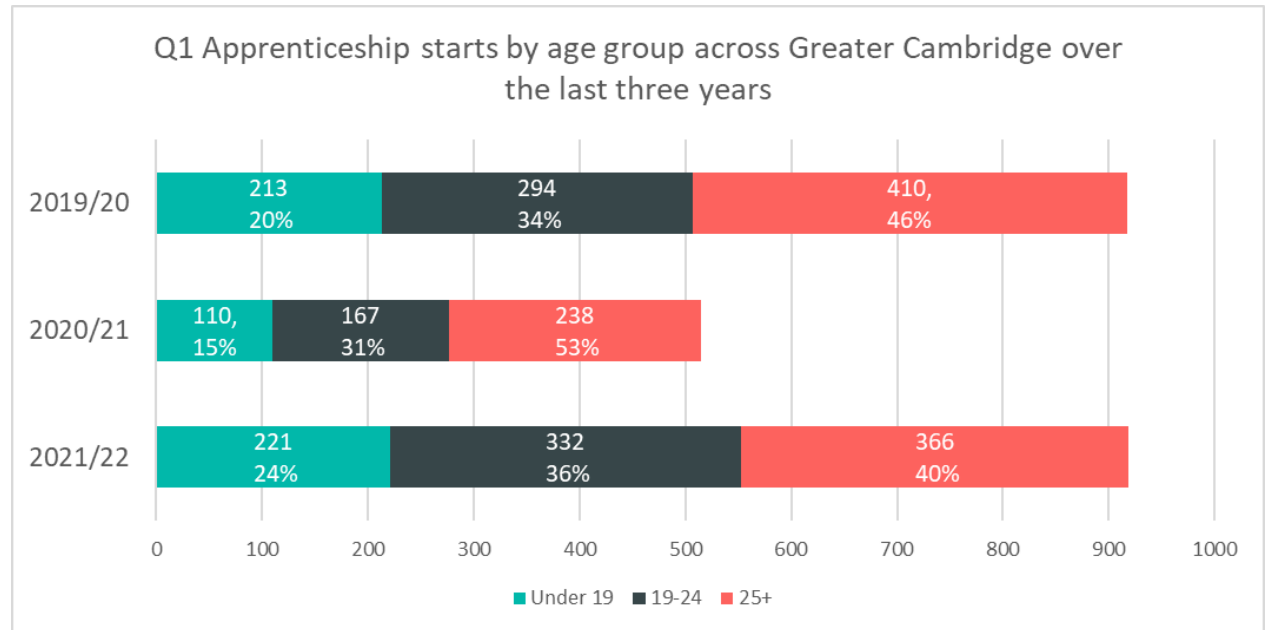
- While apprenticeships have an increase in the number of starts, the impact on individual subject areas has varied when considering starts across Q1 in 2021/22 compared with equivalent periods in 2020/21 and 2019/20.
- For Q1 in 2021/22, there were lower proportions of starts across the GCP area in the Business, Administration and Law sector which accounted for 28% of starts compared to 33% in the equivalent period in 2020/21.
- Similarly, the Leisure, Travel and Tourism sector accounted for a lower percentage of apprenticeship starts across the GCP area across Q1 in 2021/22, at 1%, compared with 7% for the same period in 2020/21.
- The Construction, Planning and the Built Environment sector accounted for a higher percentage of apprenticeship starts across the GCP area across Q1 in 2021/22, at 12%, compared with 7% for the same period in 2020/21. Nationally, the proportion of starts in this sector increased from 9% to 11% when comparing starts in 2021/22 with the same period in 2020/21.



*\*Sectors which account for less than 3% of starts in the Greater Cambridge area in Q1 of 2021/22 have been included within the Other category. This includes Education and Training; Leisure, Travel and Tourism; Arts, Media and Publishing and Science and Mathematics*

# Starts by age groups

- Of the 919 apprenticeship starts up to Q1 in 2021/22, 336 (40%) starts were among 25+ year olds, 332 (36%) starts were among 19-24 year olds and those aged 19 and under accounted for 221 (24%) starts.
- There has been a higher proportion of apprenticeship starts in 2021/22 up to Q1 among those aged 19-24 compared to the same period in 2020/21. There was also a higher proportion of starts among those aged under 19 up to Q1 in 2021/22 compared to the same period in 2020/21.
- There were lower proportions of those aged 25+ undertaking apprenticeships compared to the equivalent period in the previous two years.
- Similarly, there were lower proportions of learners aged 25+ starting apprenticeships nationally across Q1 in 2021/22 compared to the equivalent period 2020/21.
- Overall, this indicates that the largest decline in apprenticeship starts in 2021/22 so far has been among learners aged 25+ both in the Greater Cambridge area and nationally.



# Who are the main providers delivering in the GCP area?

- **Cambridge Regional College** is the largest provider of Apprenticeships in the Greater Cambridge area, it accounted for 23% (208) of all apprenticeship starts up to Q1 in 2021/22. In the 2020/21 year the college accounted for 16% (329) of all starts overall and 15% of starts at Q1. Cambridge Regional College has also been the top provider overall for 2019/20 and 2020/21.
- The second largest provider in the area to date in 2021/22 was **Anglia Ruskin University**, which accounted for 21% (194) of apprenticeship starts. In the 2020/21 year the college accounted for 4% (85) of all starts overall with no starts up to Q1.
- **First Intuition Cambridge Limited, Kaplan Financial Limited and Dick White Referrals Limited** were all in the top 12 largest providers of apprenticeship starts in 2020/21 and in the top 5 up to Q1 in 2021/22.

Provider	2020/21 delivery (starts)	2021/22 delivery to date (starts)
Cambridge Regional College	329	208
Anglia Ruskin University Higher Education Corporation	85	194
First Intuition Cambridge Limited	57	42
Kaplan Financial Limited	47	31
Dick White Referrals Limited	53	30