

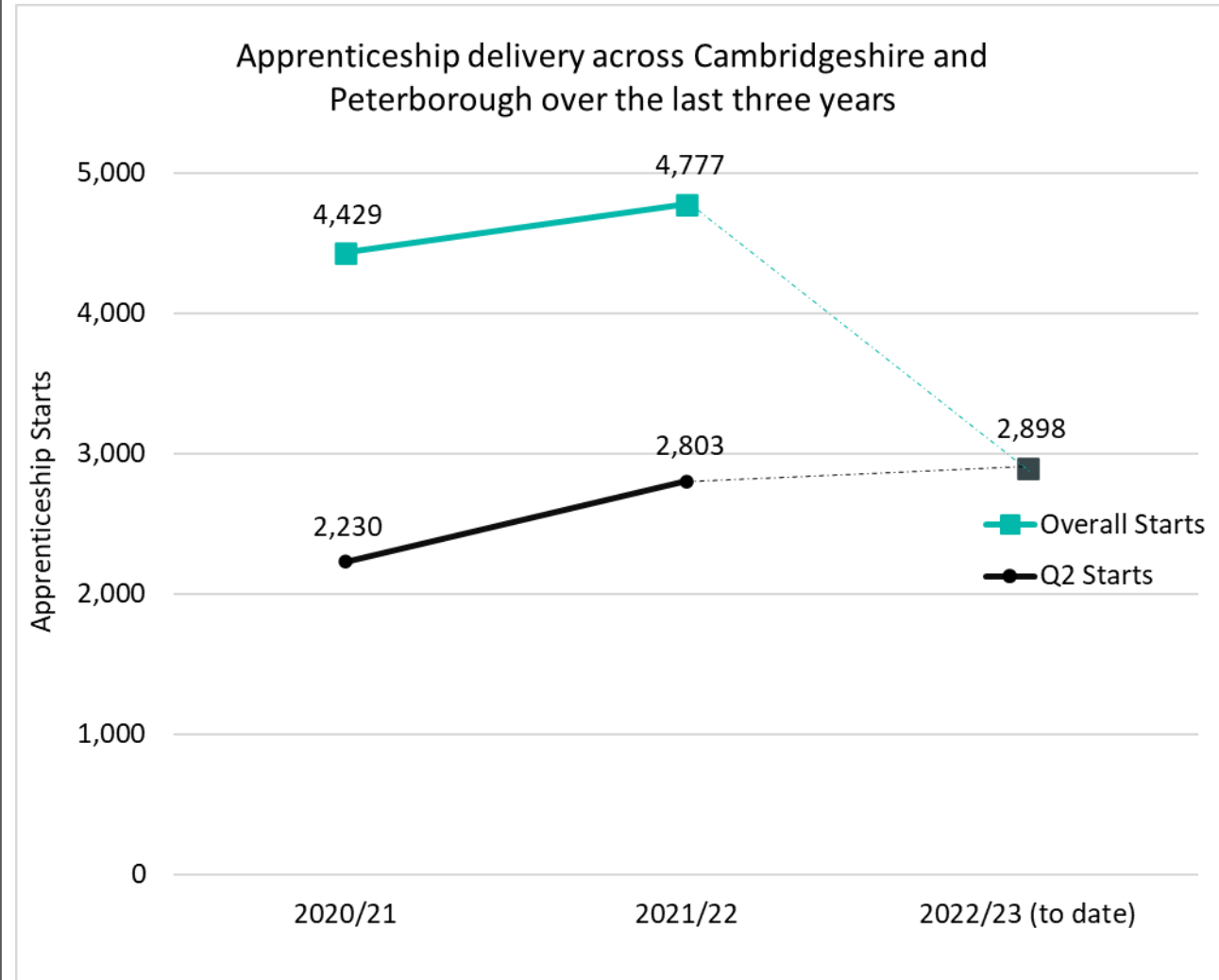
An overview of apprenticeship starts delivered in the Cambridgeshire and Peterborough area – Q2 2022/23

Cambridgeshire and Peterborough Update

Contact: Dominic.Milham@cambridgeshire.gov.uk

Delivery to date (January 2022/23)

- Up to Q2 October 2022/23 there have been **2,898 apprenticeship starts*** across Cambridgeshire and Peterborough. This is +3% more than the number of starts up to Q2 in 2021/22, where there were 2,803 apprenticeship starts.
- Nationally starts were down by -4% when comparing starts up to Q2 in 2022/23 to starts up to Q2 in 2021/22.

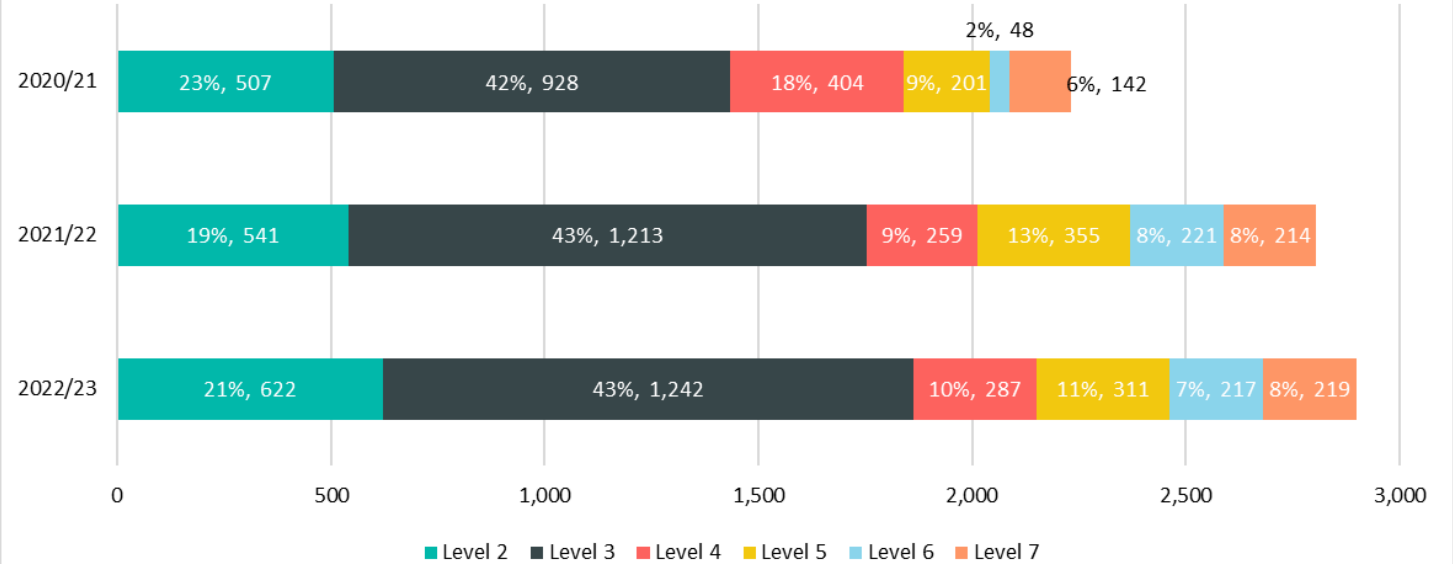


**Apprenticeship starts are calculated based on the course delivery location.*

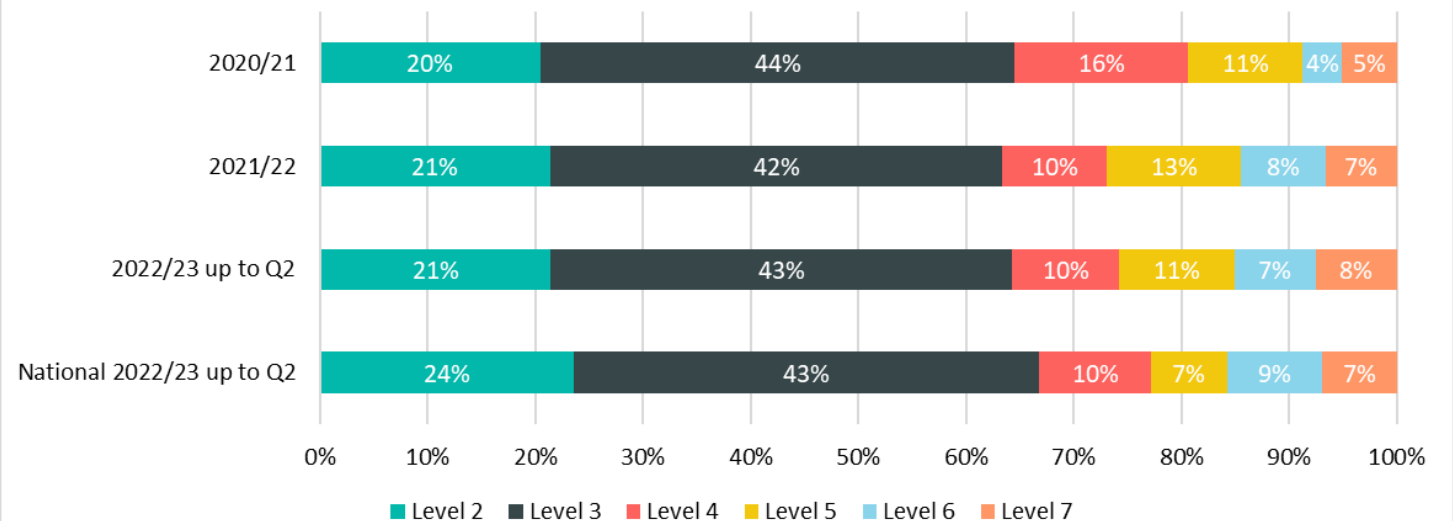
Starts by Level

- In Q2 (November 2022 - January 2023) there have been 2,898 apprenticeship starts* across Cambridgeshire and Peterborough
- Up to Q2 of 2022/23, the largest proportion of starts were in Level 3 apprenticeships (43%), this is the same as the national proportion (43%).
- Across Cambridgeshire and Peterborough, there were higher proportions of apprenticeship starts in Level 5 (11% in C&P compared to 7% nationally) and Level 7 apprenticeships (8% in C&P and 7% nationally) compared to what was observed nationally. And a lower proportion of Level 2 (21% compared to 24% nationally) and Level 6 apprenticeships (7% compared to 9% nationally)
- While the total number of starts across the Cambridgeshire and Peterborough area in all apprenticeship Levels increased across Q2 in 2022/23, there is some variation between each level:
 - Level 2 apprenticeships saw the largest increase in this period with +81 (+15%) more starts compared to the same period in 2021/22. Nationally, Level 2 apprenticeships saw the largest decrease across all levels (-9,292, -17%)
 - Level 5 and Level 6 apprenticeships were the only levels to see a decrease of -44 starts (-12%) and -4 (-2%) in this period. Nationally, Level 5 apprenticeships increased by +402 (+3%) and Level 6 apprenticeships increased by +1,786 (+12%)

Q2 Apprenticeship starts across Cambridgeshire and Peterborough by level over the last three years



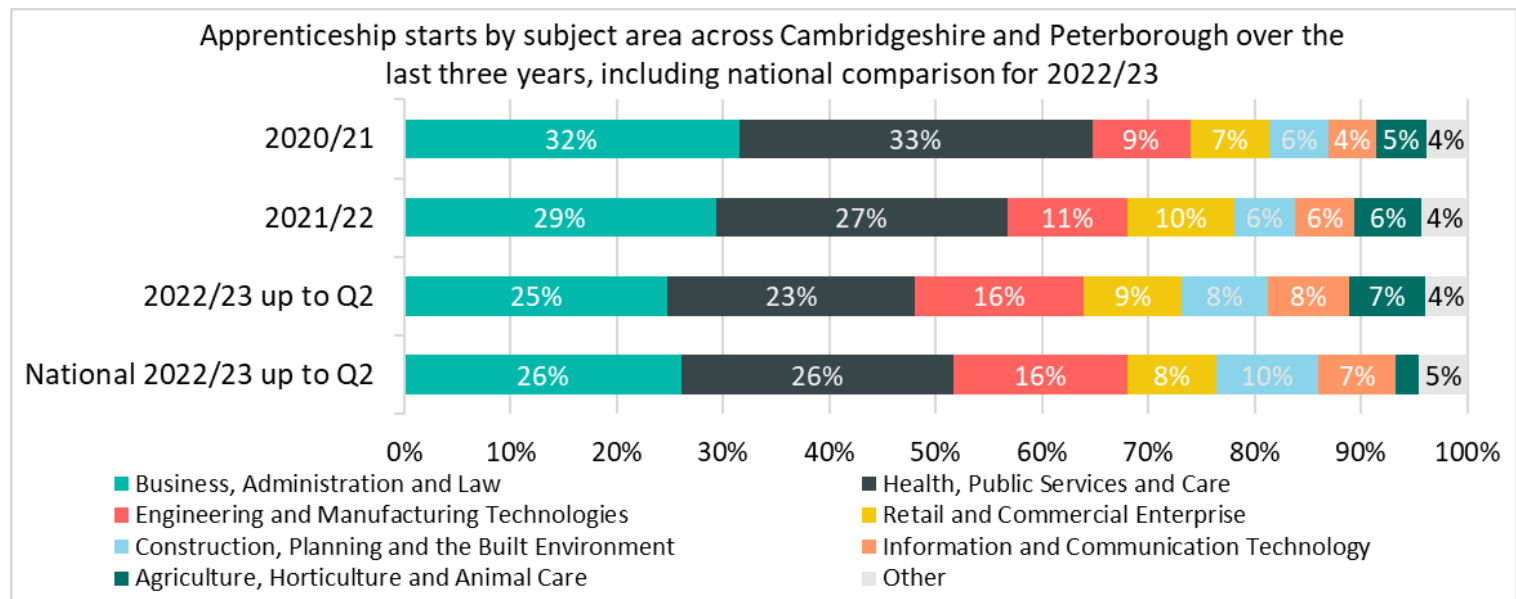
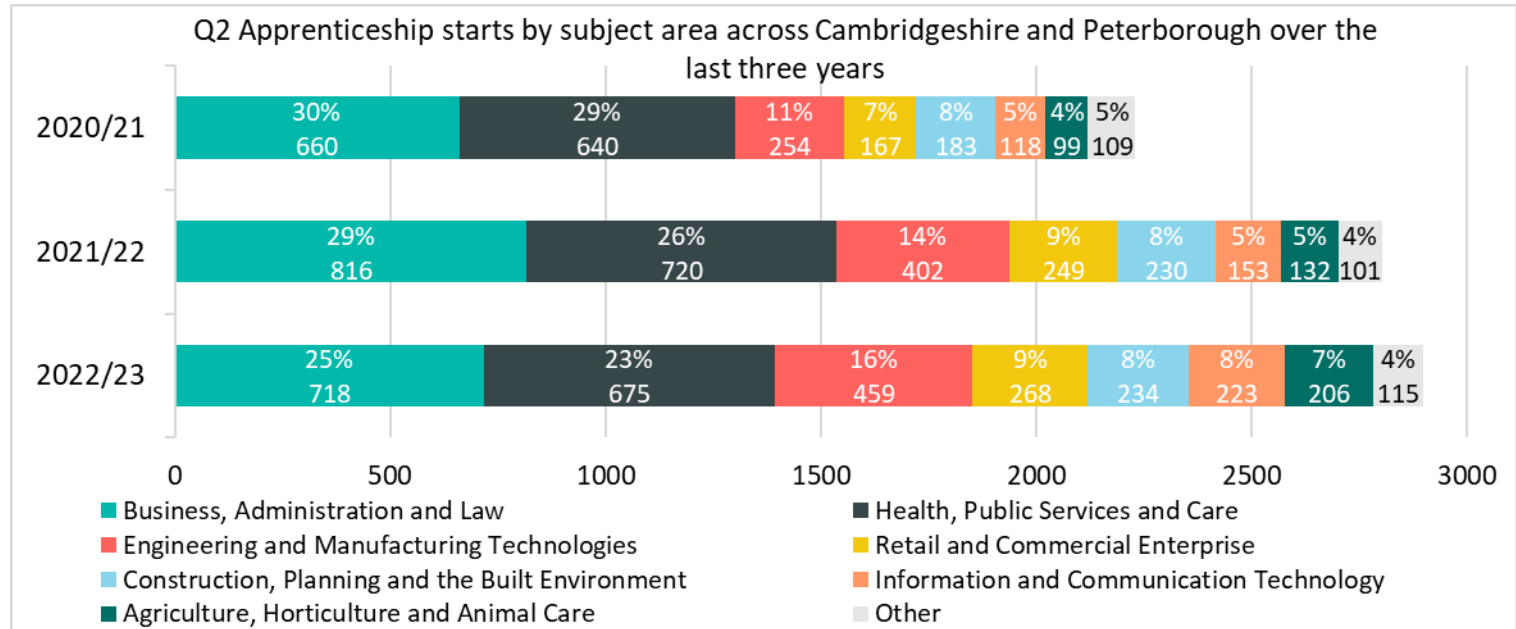
Apprenticeship starts across Cambridgeshire and Peterborough by level over the last three years, including national comparison for 2022/23



*Apprenticeship starts are calculated based on the course delivery location.

Starts by subject area

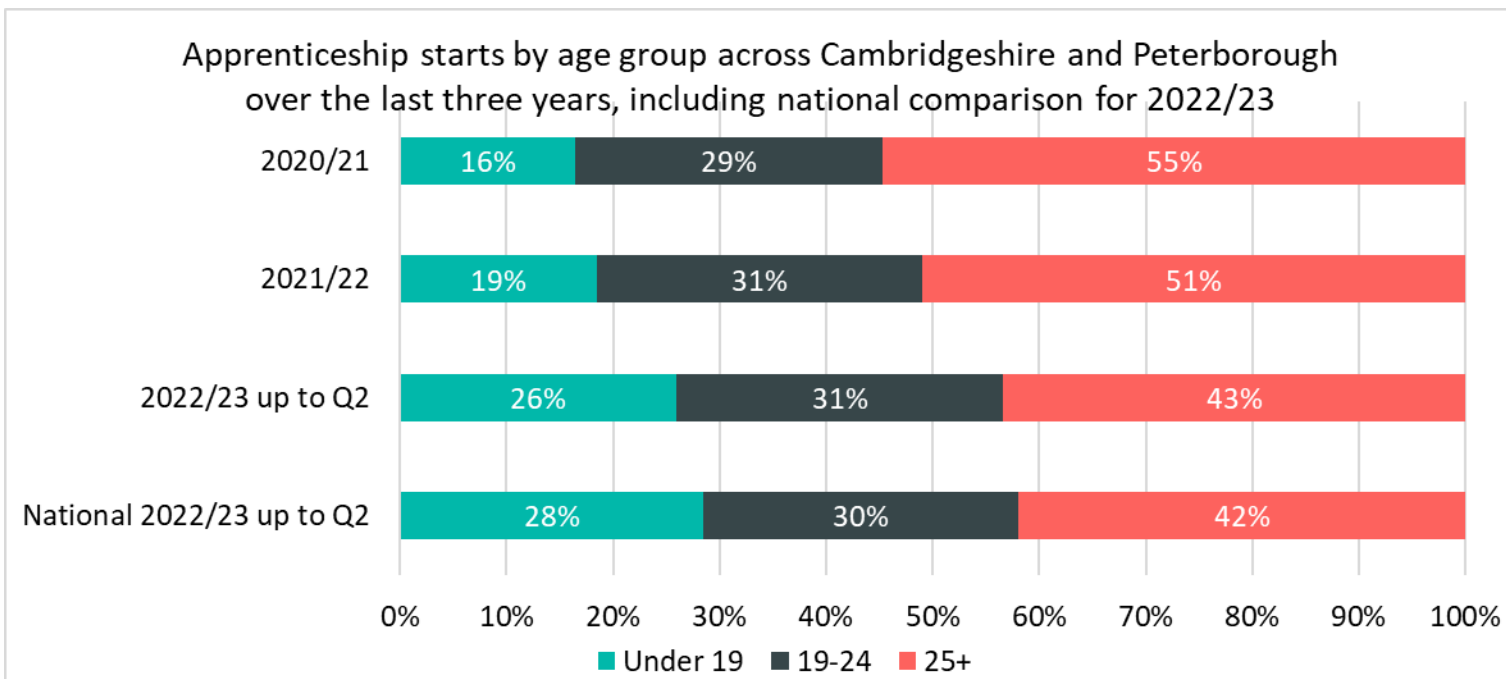
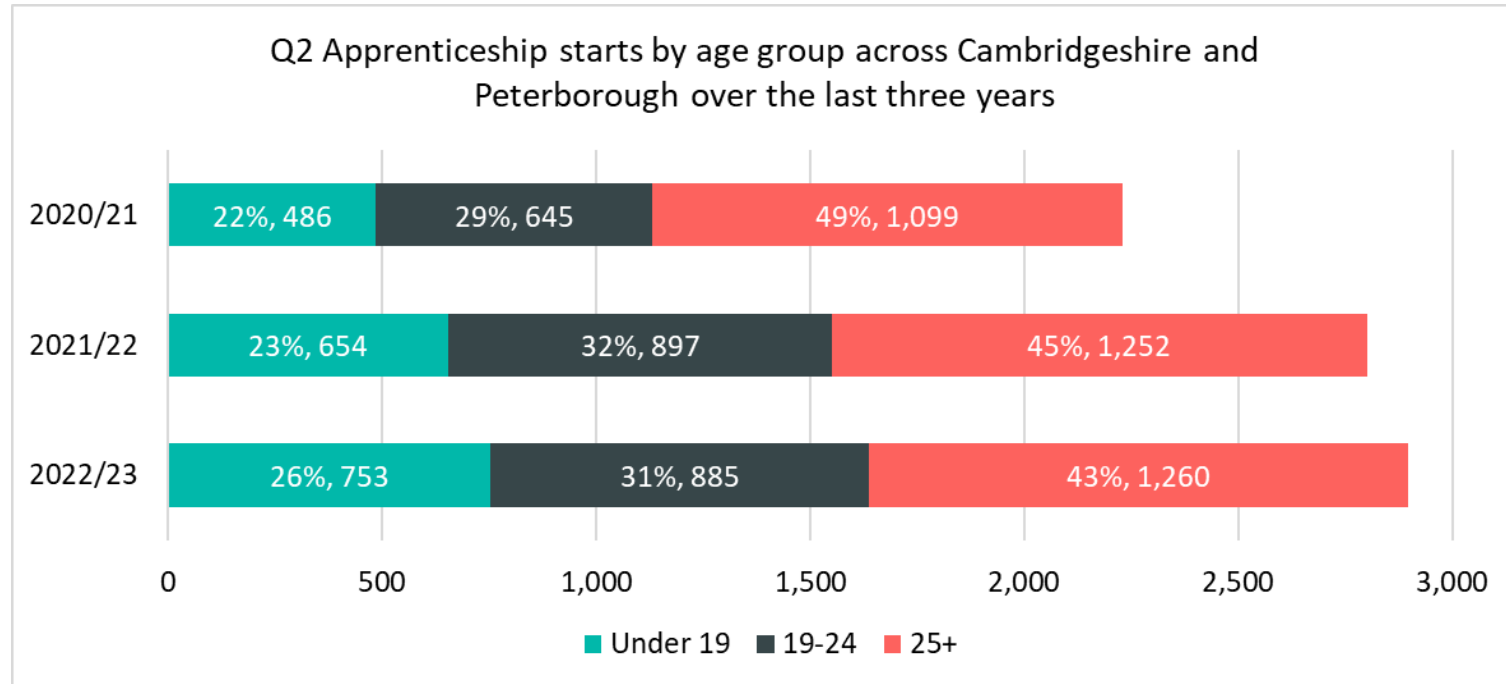
- While apprenticeships have seen an increase in the number of starts, the impact on individual subject areas has varied when considering starts across Q2 in 2022/23 compared with equivalent periods in 2021/22 and 2020/21.
- Comparing Q2 2022/23 with the same point in the previous year, the single biggest decrease in starts was in the Business, Administration and Law subject area, with -98 fewer starts (-12%)
- Similarly, the Health, Public Services and Care sector accounted for a lower percentage of apprenticeship starts across the Cambridgeshire and Peterborough area across Q2 in 2022/23, at 23%, compared with 27% for the same period in 2021/22. Starts across this sector decreased by -45 (-6%).
- The Agriculture, Horticulture and Animal Care sector accounted for a higher percentage of apprenticeship starts across the Cambridgeshire and Peterborough area across Q2 in 2022/23 at 7%, compared with 4% for the same period in 2021/22. This sector saw starts increase by +74 (+56%), the largest increase across all sectors.
- Health, Public Services and Care accounts for a higher proportion of national starts up to Q2 (26%) than it does in Cambridgeshire and Peterborough (23%). A higher proportion of national starts are also in the construction subject area (10% nationally compared to 8% in Cambridgeshire and Peterborough).



**Sectors which account for less than 3% of starts in the Greater Cambridge area and nationally in Q1 of 2022/23 have been included within the Other category. This includes Education and Training; Leisure, Travel and Tourism; Arts, Media and Publishing, Science and Mathematics, History, Philosophy and Theology and Social Sciences*

Starts by age groups

- Of the 2,898 apprenticeship starts up to Q2 in 2022/23, 1,260 (43%) starts were among 25+ year olds, 885 (31%) starts were among 19-24 year olds and those aged 19 and under accounted for 753 (26%) starts.
- There has been a higher proportion (+3 percentage points) of apprenticeship starts in 2022/23 up to Q2 among those aged under 19 compared to the same period in 2021/22. Starts increased by +99 (+15%)
- There were lower proportions of those aged 19-24 and 25+ undertaking apprenticeships compared to the equivalent period 2021/22. Starts across the 19-24 age group decreased by -12 (-1%) and starts across the 25+ age group increased by +8 (+1%).
- Similarly, there were lower proportions of learners aged 19-24 starting apprenticeships nationally across Q2 in 2022/23 compared to the equivalent period 2021/22. Starts in this age group decreased by -5,247 (-8%)



Who are the main providers delivering in the Cambridgeshire and Peterborough area?

Top Five Providers by Q2 Starts 2022/23

Provider	2022/23 delivery to date (starts)	% of Total 2022/23 starts	2021/22 delivery (starts)	% Change between 2021/22 and 2022/23
ANGLIA RUSKIN UNIVERSITY HIGHER EDUCATION CORPORATION	303	10%	325	-7%
INSPIRE EDUCATION GROUP	270	9%	173	+56%
CAMBRIDGE REGIONAL COLLEGE	224	8%	278	-19%
LIFETIME TRAINING GROUP LIMITED	141	5%	99	+42%
WEST SUFFOLK COLLEGE	118	4%	93	27%

- The largest provider in the area to date in 2022/23 was **Anglia Ruskin University**, which accounted for 10% (303) of apprenticeship starts. The college accounted for 12% (325) of all starts up to Q2. This provider saw a -7% decrease in the number of Q2 starts between 2021/22 and 2022/23. **Anglia Ruskin University** was the largest provider in 2021/22, accounting for 10% of all apprenticeships
- **Inspire Education Group** are the second largest apprenticeship provider in the Cambridgeshire and Peterborough area up to Q2 2022/23, accounting for 9% (270) of all starts. **Inspire Education Group** have increased their provision by 56%
- **West Suffolk College** is the only provider in the top five up to Q2 2022/23 to not have been in the top five for the previous year, it was 6th.
- **The College of Animal Welfare** was 5th in apprenticeship starts over the whole of 2021/22, accounting for 4% (200) of starts. Up to Q2 2022/23 it is the 6th largest provider accounting for 4% (110) of starts. This is an increase of +54 (+104%) from the same point last year