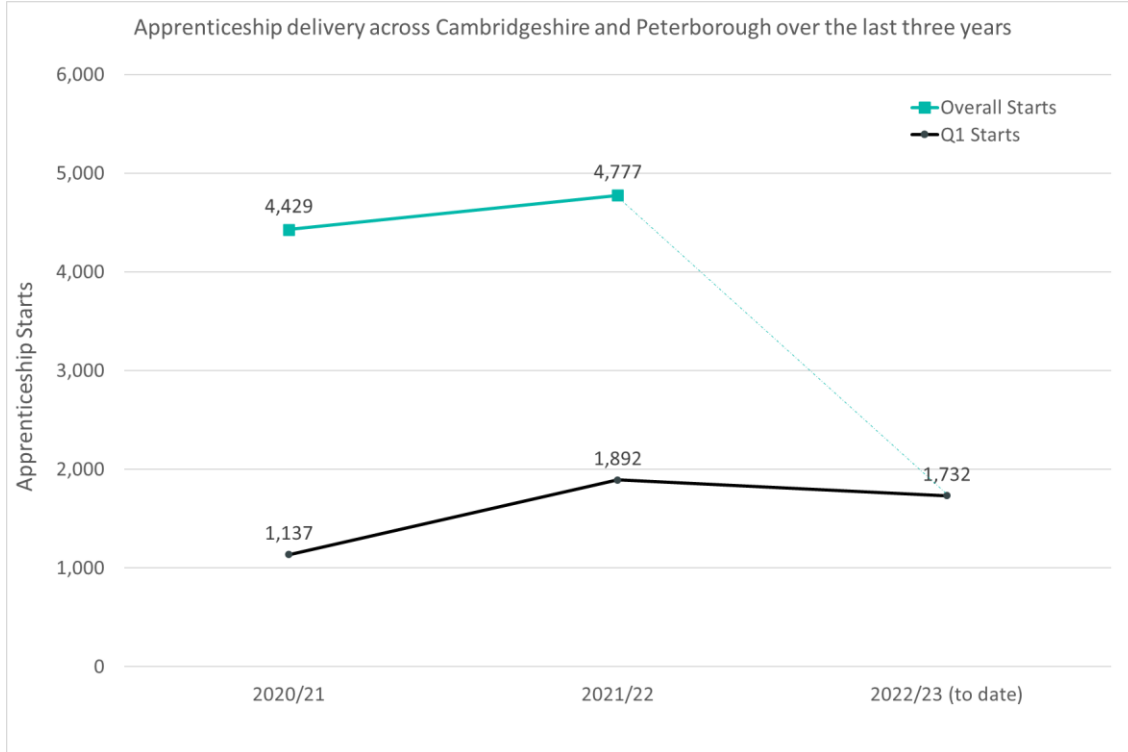


# 2022/23 Q1 Apprenticeship Starts in Cambridgeshire and Peterborough

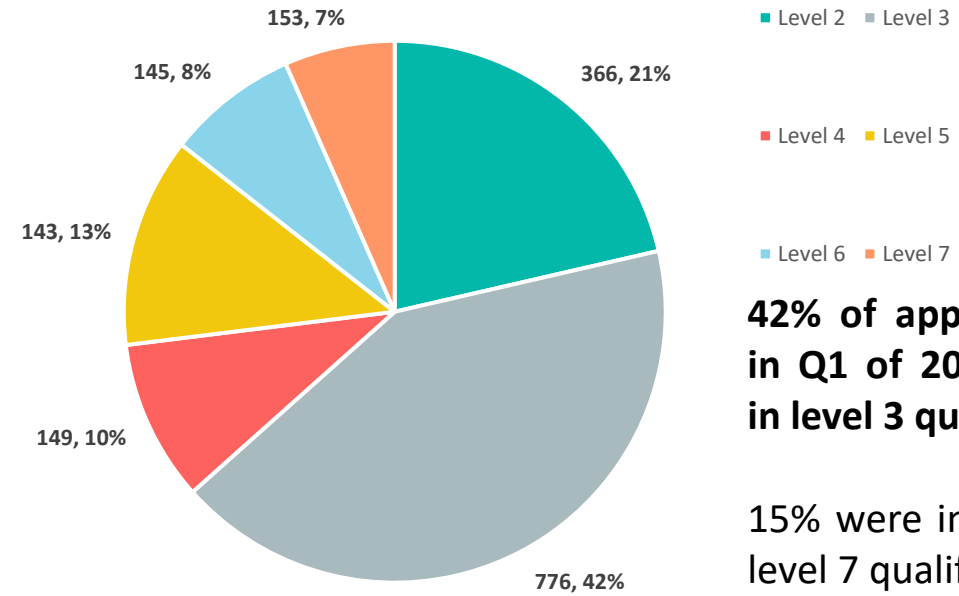
Learning Delivered in Cambridgeshire and Peterborough, Data sourced from Apprenticeships and traineeships 2022/23 Q1 release, DfE

In Q1 of 2022/23 there were **1,732 Apprenticeships starts** delivered in Cambridgeshire and Peterborough.

This is an **-8% decrease compared to Q1 of 2021/22** (from 1,892 to 1,732). Nationally starts decreased by -6% when compared to the same period in 2021/22.



2022/23 Apprenticeship Starts by Level



**42% of apprenticeship starts in Q1 of 2022/23 have been in level 3 qualifications.**

**15% were in higher level 6 or level 7 qualifications.**

2022/23 Q1 Apprenticeship Starts by top 5 Subject Sector Areas

| Subject Sector Area                              | 2022/23 Q1 Starts | % of total 2022/23 Q1 Starts | % Change since 2021/22 Q1 |
|--|-------------------|------------------------------|---------------------------|
| Business, Administration and Law                 | 451               | 26%                          | -18%                      |
| Engineering and Manufacturing Technologies       | 321               | 19%                          | +13%                      |
| Health, Public Services and Care                 | 290               | 17%                          | -36%                      |
| Construction, Planning and the Built Environment | 169               | 10%                          | No Change                 |
| Retail and Commercial Enterprise                 | 160               | 9%                           | -1%                       |

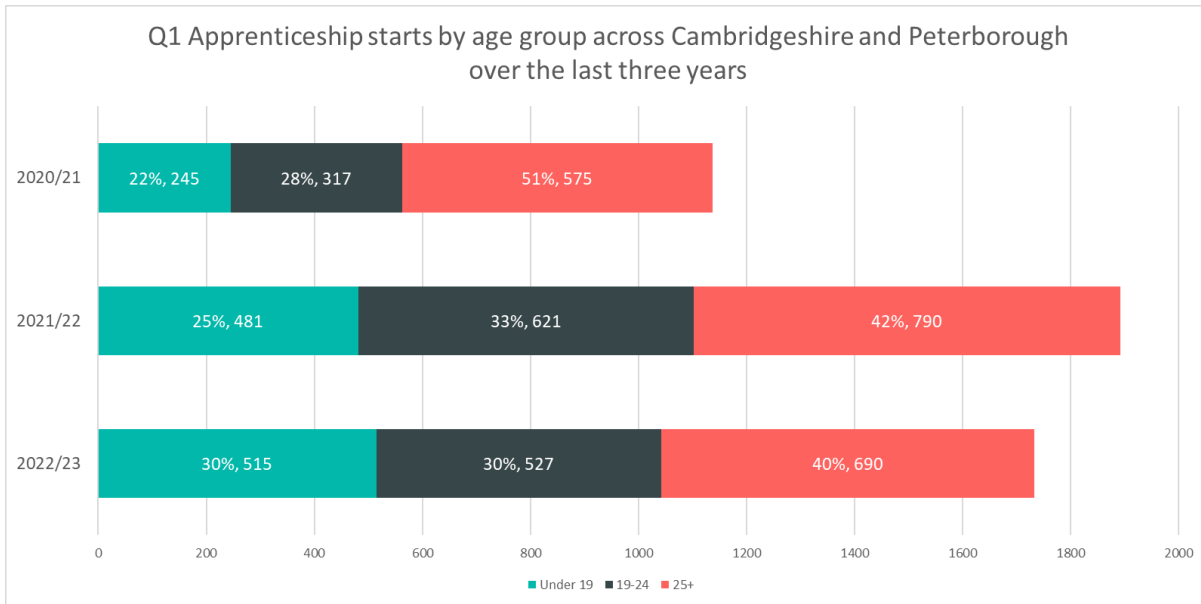
# 2022/23 Q1 Apprenticeship Starts in Cambridgeshire and Peterborough

Learning Delivered in Cambridgeshire and Peterborough, Data sourced from Apprenticeships and traineeships 2022/23 Q1 release, DfE

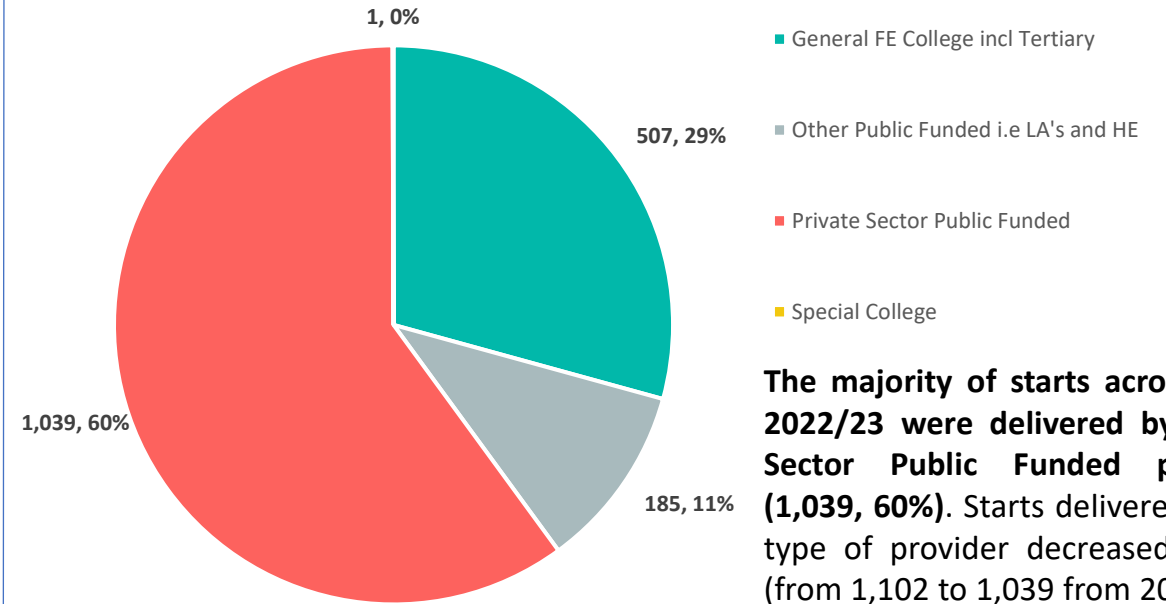
Across Q1 of 2022/23 the **plurality of starts were across those aged 25+ with 690 starts (40%) in this age group.**

**Starts among under 19 year olds saw the only increase from Q1 of 2021/22** with a +7% increase (from 481 to 515). Starts among those aged 19-24 and 25+ decreased by -15% (from 621 to 527) and -13% (from 790 to 690) respectively.

Both starts amongst those aged 19-24 (30%) and 25+ (40%) made up a slightly higher proportion of total starts than seen nationally (29% and 39% respectively). Those aged under 19 made up a higher proportion of starts nationally (31%) compared to Cambridgeshire and Peterborough (30%).



2022/23 Q1 Apprenticeship Starts by Provider Type



**The majority of starts across Q1 of 2022/23 were delivered by Private Sector Public Funded providers (1,039, 60%).** Starts delivered by this type of provider decreased by -6% (from 1,102 to 1,039 from 2020/21

2022/23 Q1 Apprenticeship Starts by top 5 providers

| Provider                   | 2022/23 Q1 Starts | % of Total 2022/23 Q1 Starts | % Change since 2021/22 |
|----------------------------|-------------------|------------------------------|------------------------|
| Inspire Education Group    | 203               | 12%                          | +64%                   |
| Cambridge Regional College | 143               | 8%                           | -31%                   |
| Anglia Ruskin University   | 123               | 7%                           | -46%                   |
| West Suffolk College       | 81                | 5%                           | +31%                   |
| College of Animal Welfare  | 69                | 4%                           | +50%                   |