

# Covid-19 update Huntingdonshire

Cases: data extracted on 09 December 2020

Covid-19 cases in the last  
7 days (28 Nov-04 Dec)

84 ↓ -19

Weekly incidence rate per 100,000

47.2 ↓ -10.7

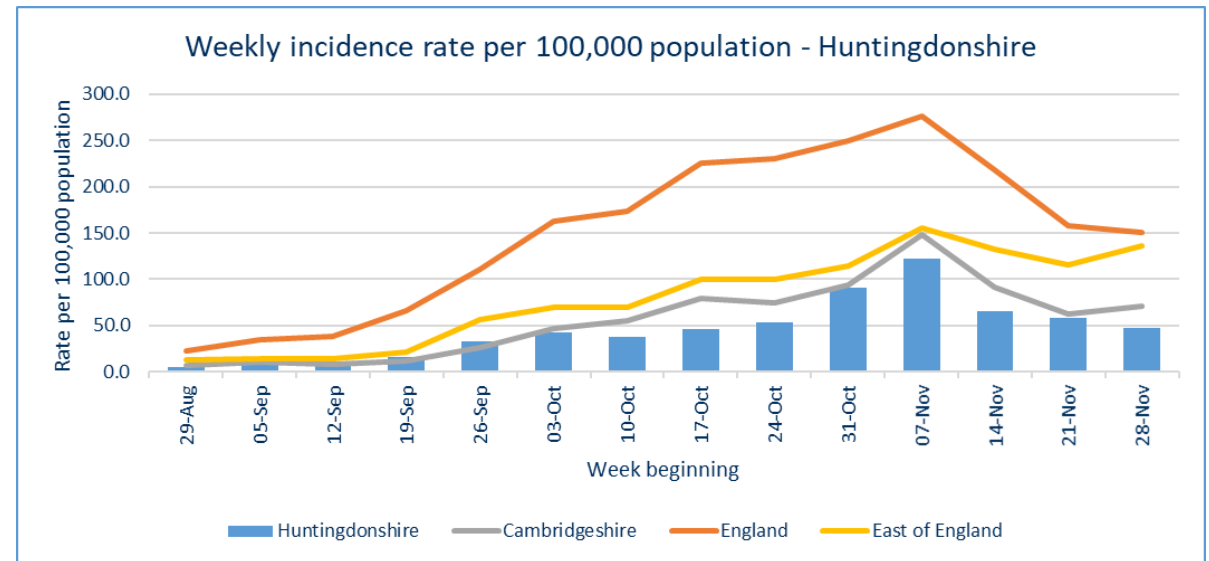
Incidence rate for England: 151.0

Direction of travel compared  
to the previous week:

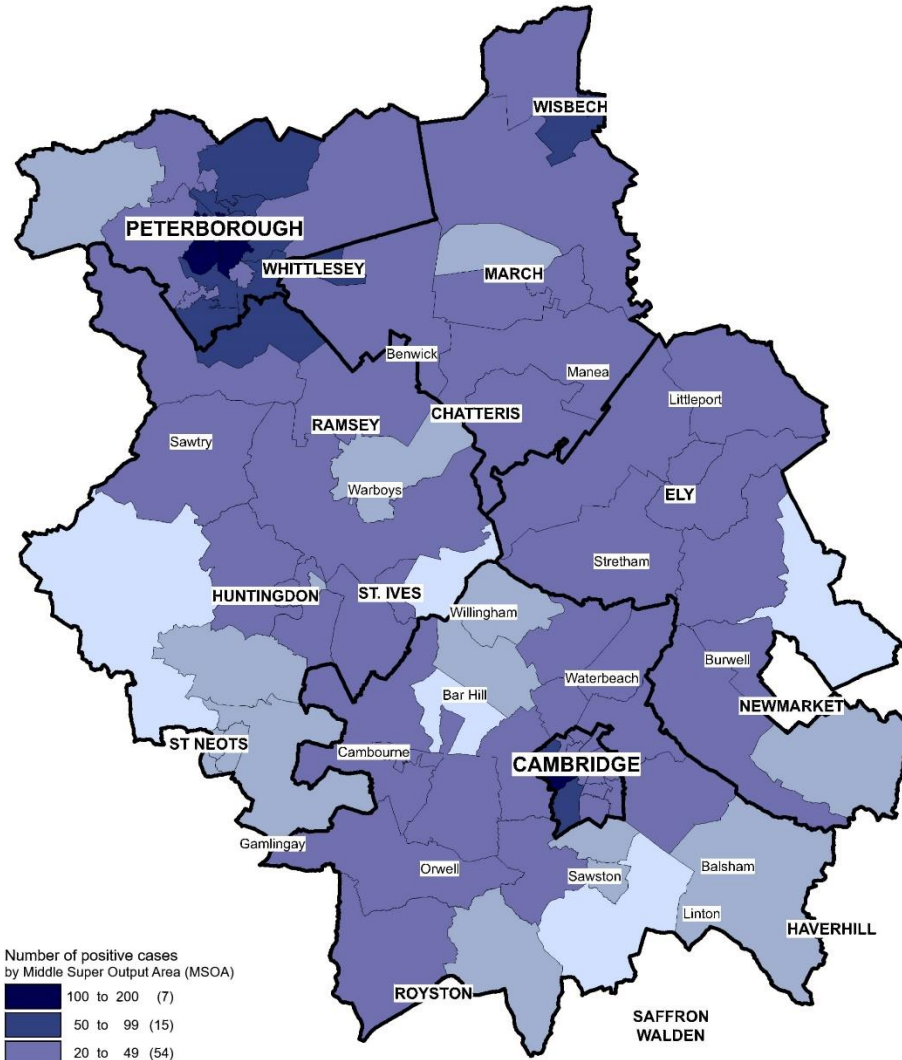
- ↑ Increasing
- ↓ Decreasing
- No change

## Number of cases in the last 4 weeks

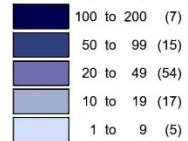
Week beginning			
07 Nov	14 Nov	21 Nov	28 Nov
218	117	103	84



Cambridgeshire and Peterborough - Covid 19 positive cases  
 Number of cases - 08 November to 05 December 2020



Number of positive cases  
 by Middle Super Output Area (MSOA)



District boundary

MSOA boundary

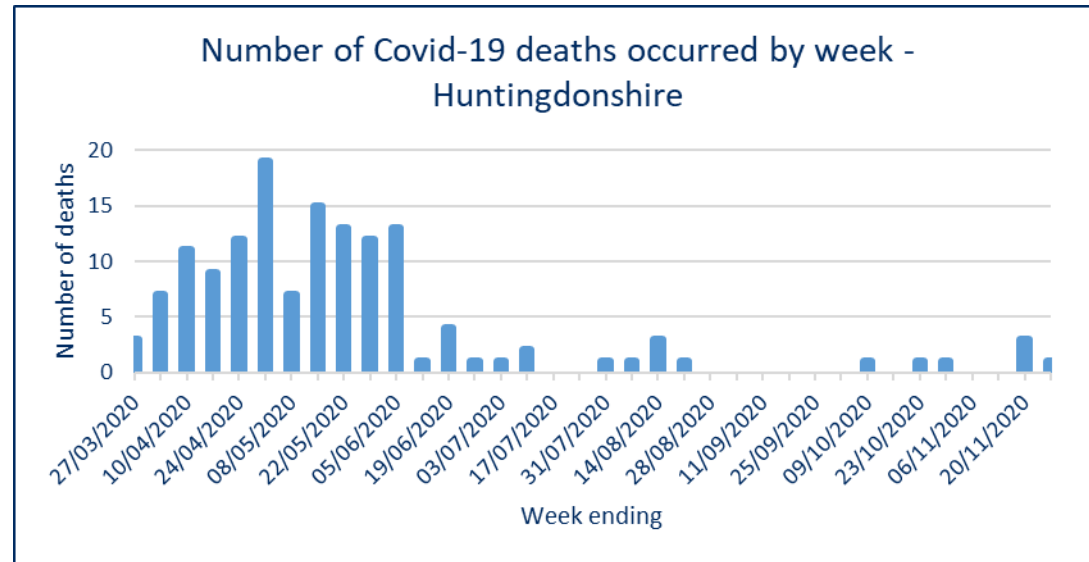
## Mortality: Deaths which have occurred up to 27 November (and been registered by 05 Dec) 2020

Covid-19 deaths for week ending 27 Nov

1 ↓ -2

Total Covid-19 deaths since 1 Jan 2020

145



Please note: numbers in recent days may rise, reflecting diagnostic and reporting turnaround. All detail within this report is the latest data available prior to publishing (10 Dec 2020)

Source: Public Health England (PHE), Office for National Statistics (ONS)

Source link:

<https://www.ons.gov.uk/peoplepopulationandcommunity/healthandsocialcare/causesofdeath/datasets/deathregistrationsandoccurrencesbylocalauthorityandhealthboard>