

Covid-19 update Huntingdonshire

Cases: data extracted on 02 Dec 2020

Covid-19 cases in the last 7 days (21-27 Nov)

103 ↓ -14

Weekly incidence rate per 100,000

57.9 ↓ -7.9

Incidence rate for England: 157.6

Number of cases in the last 4 weeks

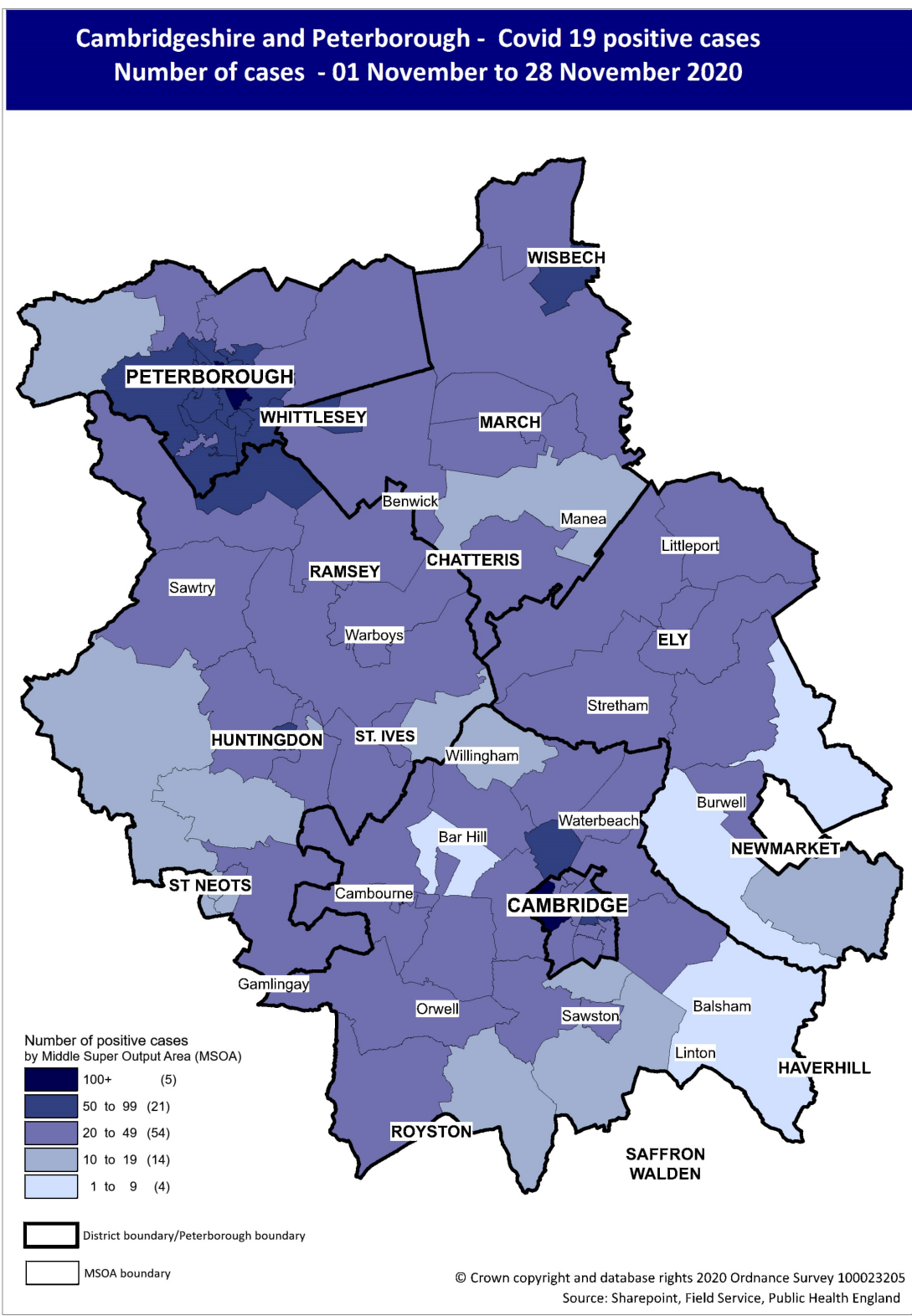
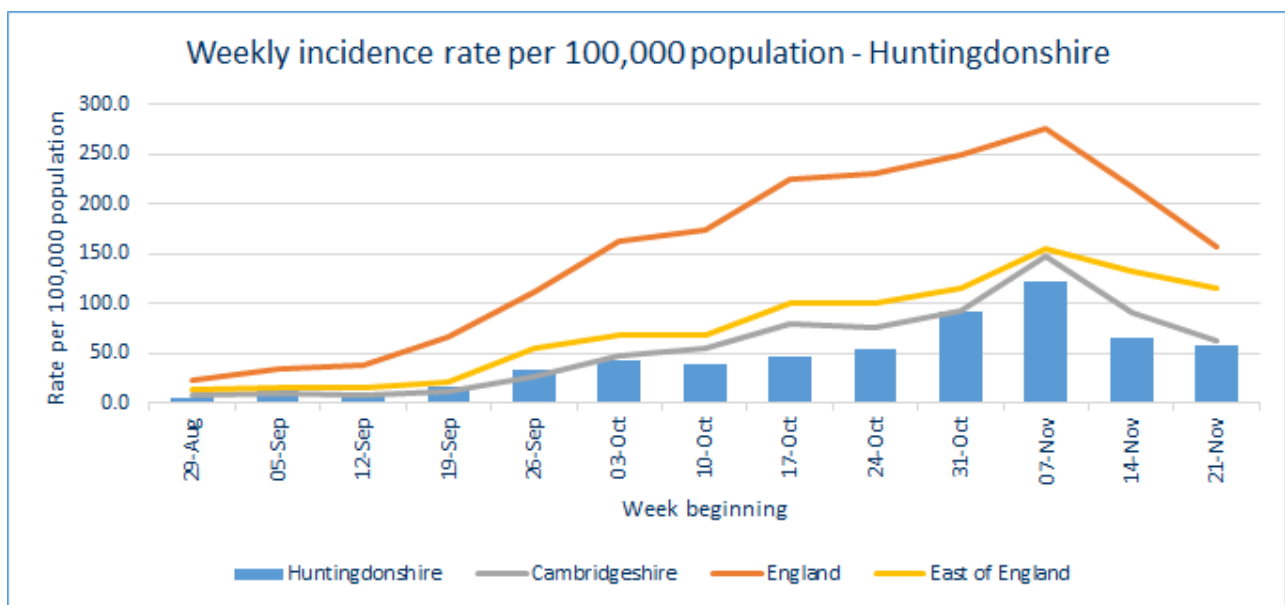
Week beginning			
31 Oct	07 Nov	14 Nov	21 Nov
162	218	117	103

Direction of travel compared to the previous week:

↑ Increasing

↓ Decreasing

↔ No change



Mortality: Deaths which have occurred up to 20 November (and been registered by 28 Nov) 2020

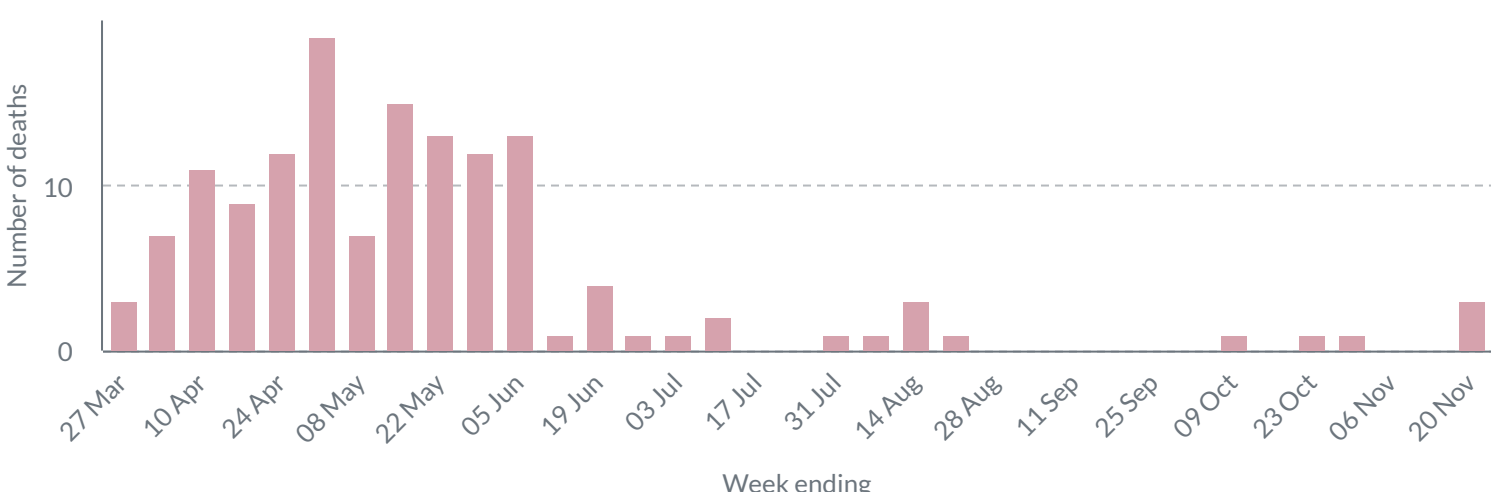
Covid-19 deaths for week ending 20 Nov

3 ↑ +3

Total Covid-19 deaths since 1 Jan 2020

144

Number of Covid-19 deaths occurred by week - Huntingdonshire



Please note: numbers in recent days may rise, reflecting diagnostic and reporting turnaround time. All detail within this report is the latest data available prior to publishing (03 Dec 2020)

Source: Public Health England (PHE), Office for National Statistics (ONS)
Produced by Public Health Intelligence Team

Source link:
<https://coronavirus.data.gov.uk/>,
<https://www.ons.gov.uk/peoplepopulationandcommunity/healthandsocialcare/causesofdeath/datasets/deathregistrationsandoccurrencesbylocalauthorityandhealthboard>