

Covid-19 update Cambridgeshire

Cases: data extracted on 02 December 2020

Covid-19 cases in the last 7 days (21-27 Nov)

406 ↓ -190

Weekly incidence rate per 100,000

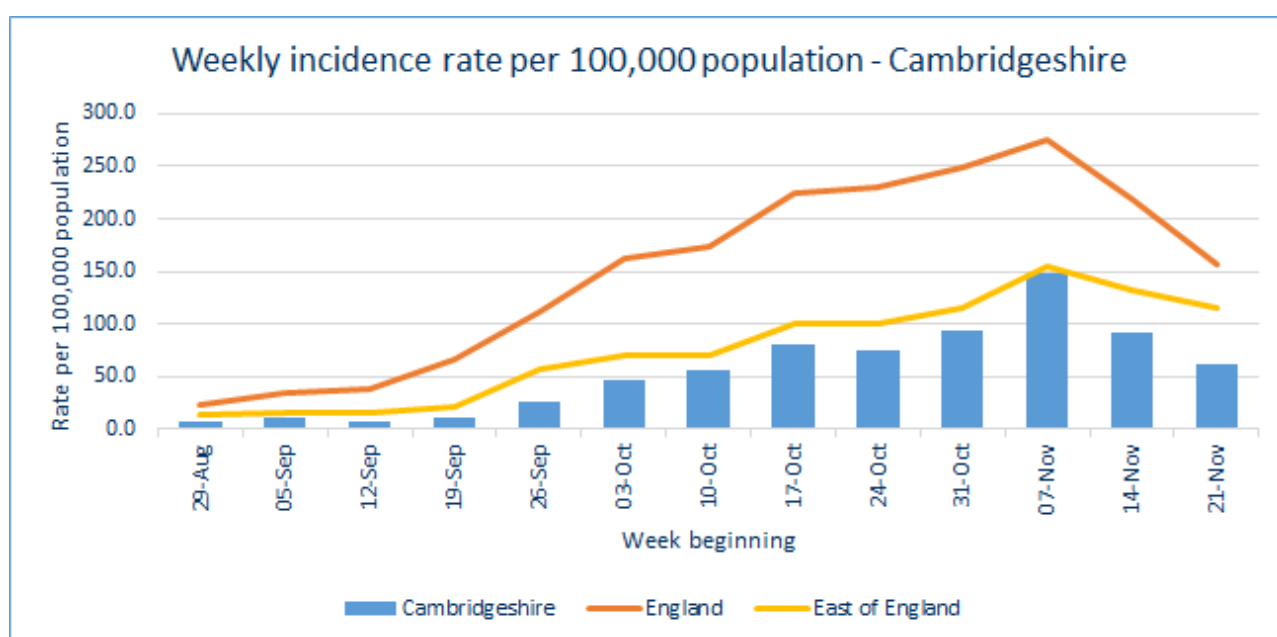
62.1 ↓ -29.1
Incidence rate for England: 157.6

Number of cases in the last 4 weeks

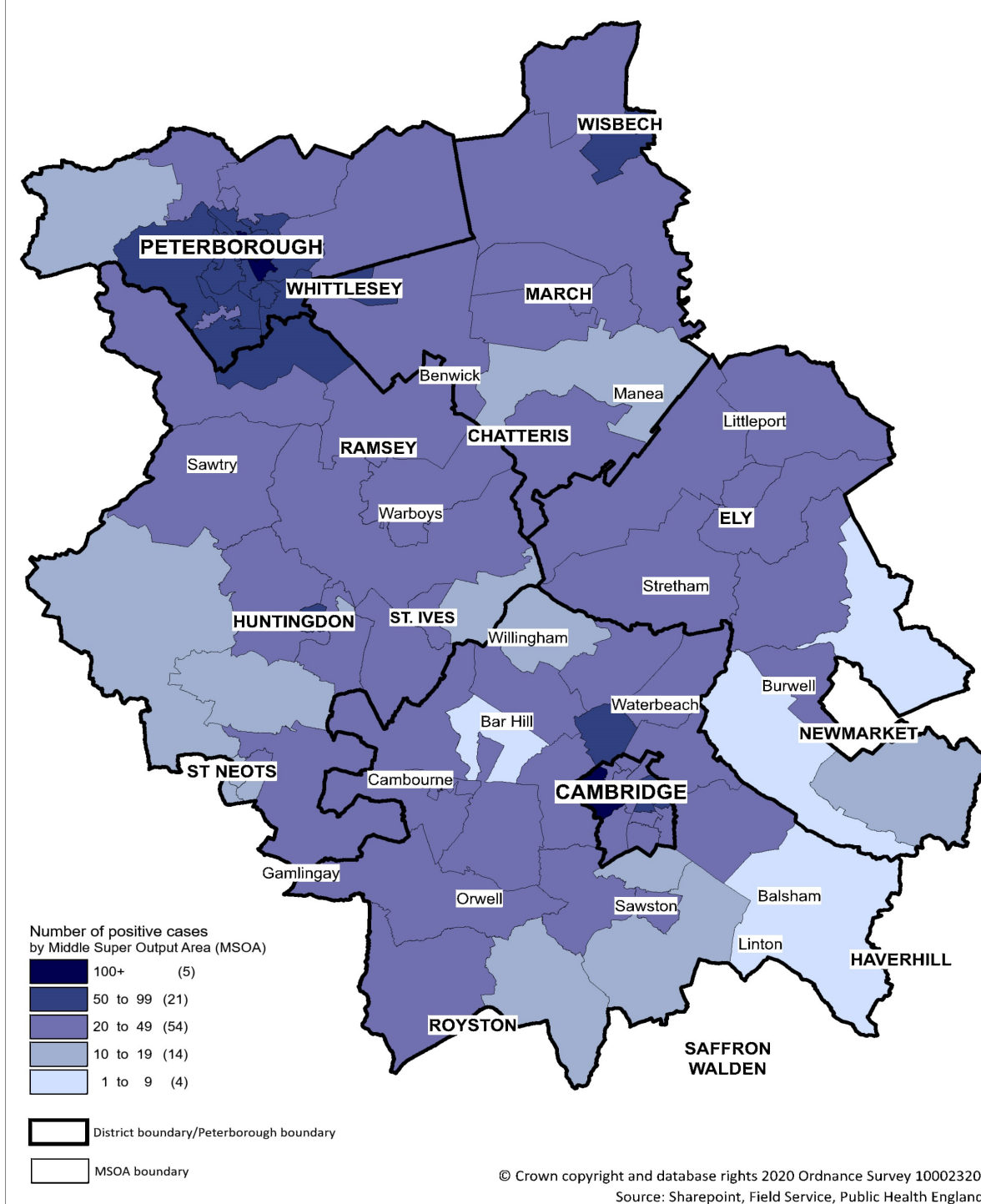
Week beginning			
31 Oct	07 Nov	14 Nov	21 Nov
612	969	596	406

Direction of travel compared to the previous week:

- ▲ Increasing
- ▼ Decreasing
- ➡ No change



Cambridgeshire and Peterborough - Covid 19 positive cases Number of cases - 01 November to 28 November 2020



Mortality: Deaths which have occurred up to 20 November (and been registered by 28 Nov 2020)

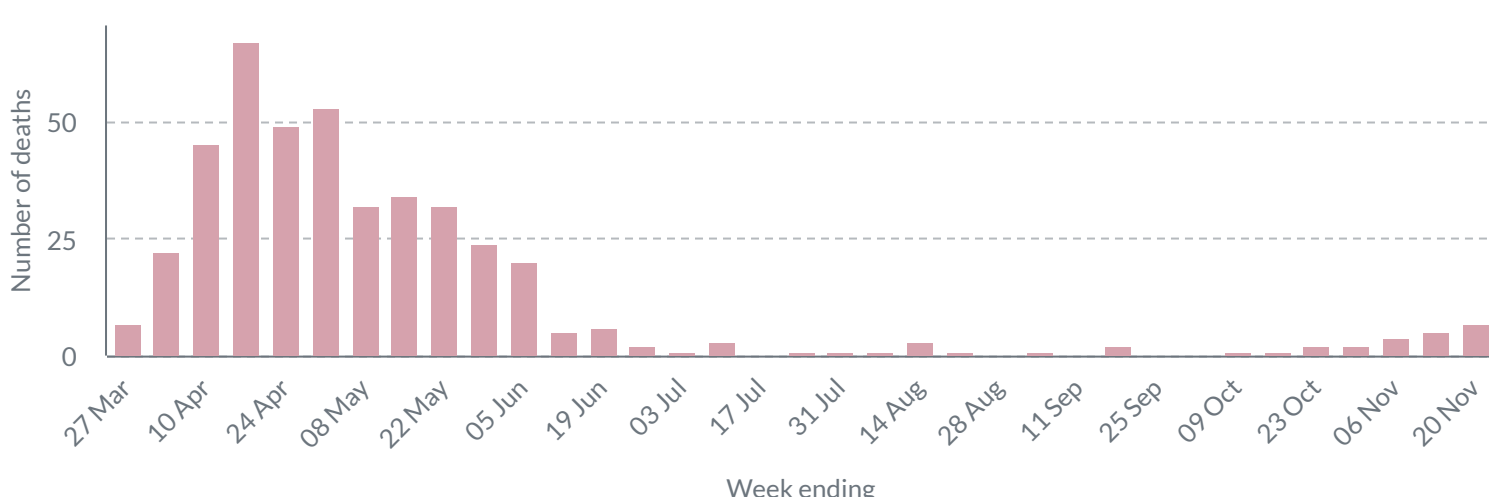
Covid-19 deaths for week ending 20 Nov

7 ▲ +2

Total Covid-19 deaths since 1 Jan 2020

436

Number of Covid-19 deaths occurred by week - Cambridgeshire



Please note: numbers in recent days may rise, reflecting diagnostic and reporting turnaround time. All detail within this report is the latest data available prior to publishing (03 December 2020)

Source: Public Health England (PHE), Office for National Statistics (ONS)
Produced by Public Health Intelligence Team

Source link:
<https://coronavirus.data.gov.uk/>,
<https://www.ons.gov.uk/peoplepopulationandcommunity/healthandsocialcare/causesofdeath/datasets/deathregistrationsandoccurrencesbylocalauthorityandhealthboard>