

Covid-19 update Cambridge

Cases: data extracted on 02 Dec 2020

Covid-19 cases in the last 7 days (21-27 Nov)

92 ↓ -71

Weekly incidence rate per 100,000

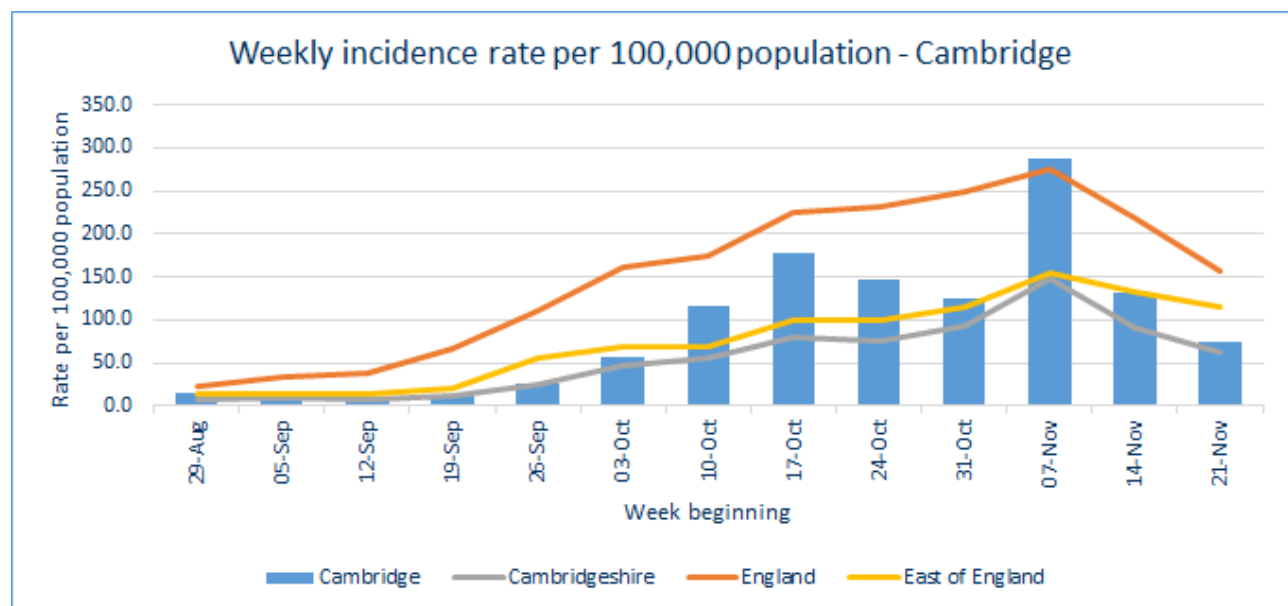
73.7 ↓ -56.9
Incidence rate for England: 157.6

Number of cases in the last 4 weeks

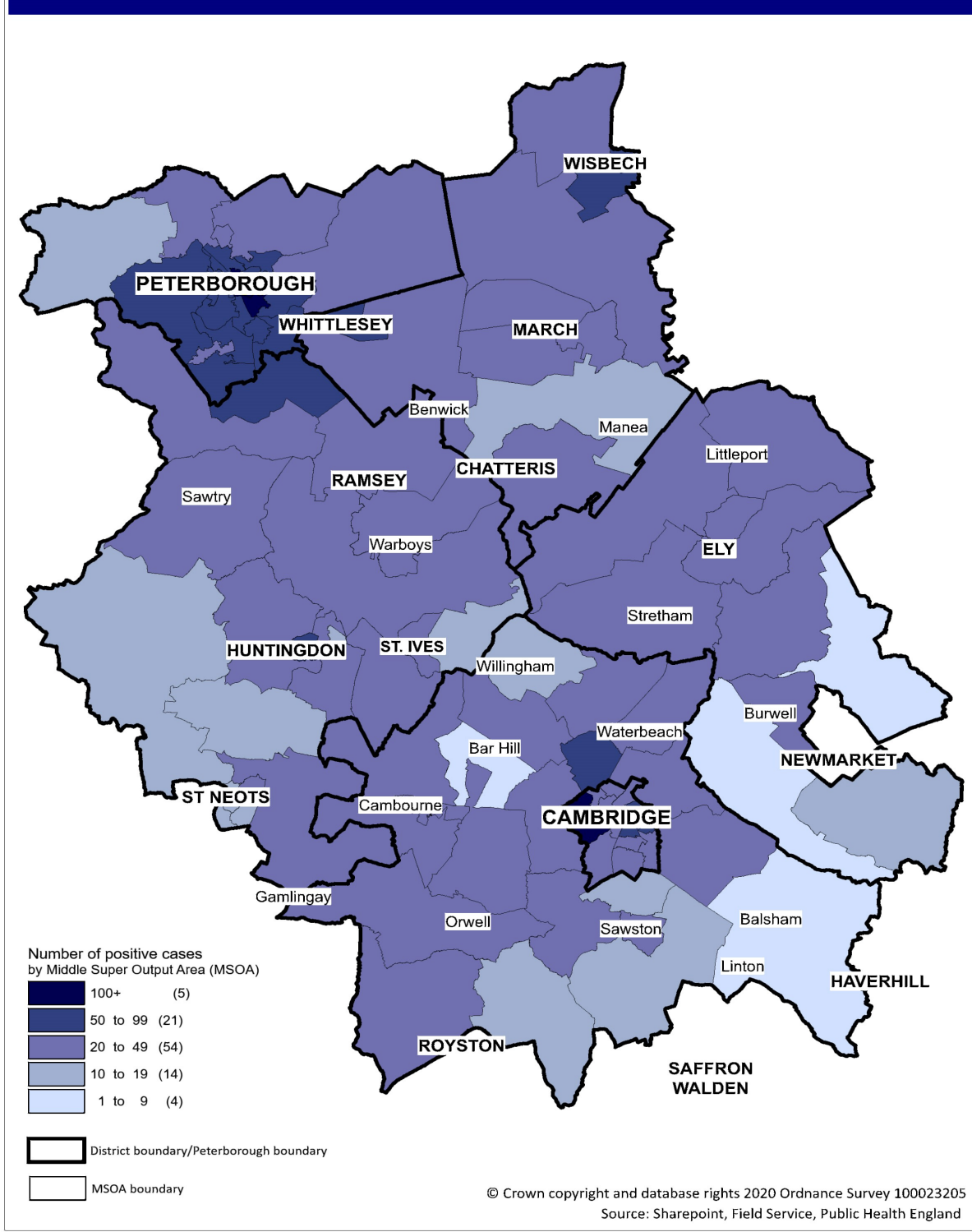
Week beginning			
31 Oct	07 Nov	14 Nov	21 Nov
155	360	163	92

Direction of travel compared to the previous week:

- ↑ Increasing
- ↓ Decreasing
- ↔ No change



Cambridgeshire and Peterborough - Covid 19 positive cases Number of cases - 01 November to 28 November 2020



Mortality: Deaths which have occurred up to 20 November (and been registered by 28 Nov) 2020

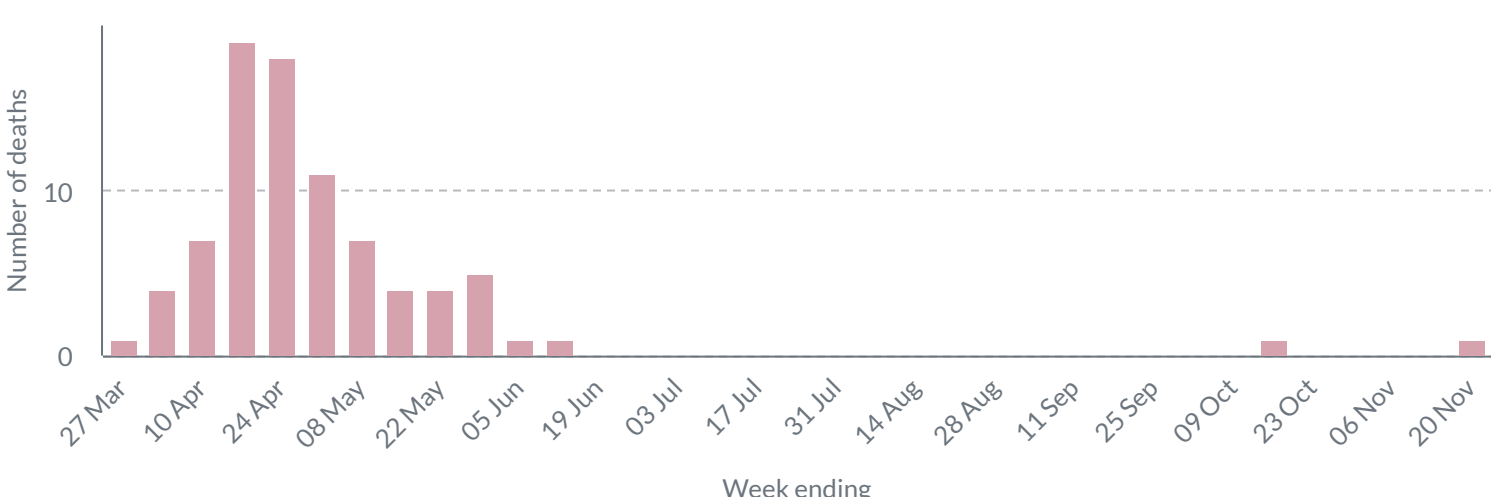
Covid-19 deaths for week ending 20 Nov

1 ↑ +1

Total Covid-19 deaths since 1 Jan 2020

84

Number of Covid-19 deaths occurred by week - Cambridge



Please note: numbers in recent days may rise, reflecting diagnostic and reporting turnaround time. All detail within this report is the latest data available prior to publishing (03 Dec 2020)

Source: Public Health England (PHE), Office for National Statistics (ONS)
Produced by Public Health Intelligence Team

Source link:
<https://coronavirus.data.gov.uk/>,
<https://www.ons.gov.uk/peoplepopulationandcommunity/healthandsocialcare/causesofdeath/datasets/deathregistrationsandoccurrencesbylocalauthorityandhealthboard>