

Covid-19 update East Cambridgeshire

Cases: data extracted on 14 Oct 2020

Covid-19 cases in the last 7 days (05-11 Oct)



51 ↑ +24

Weekly incidence rate per 100,000

56.8 ↑ +26.7

Incidence rate for England: 156.0

Number of cases in the last 4 weeks

Week beginning

14 Sep	21 Sep	28 Sep	05 Oct
4	6	27	51

Total cases as at 14 Oct

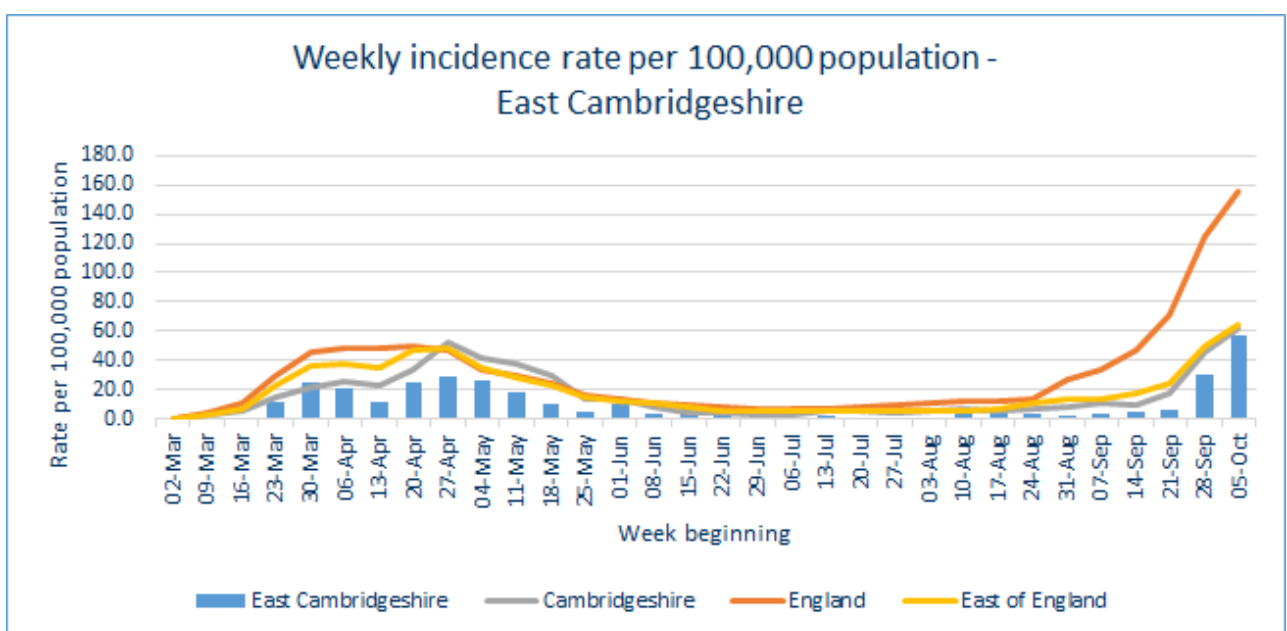
307

Total number of positive cases per 100,000

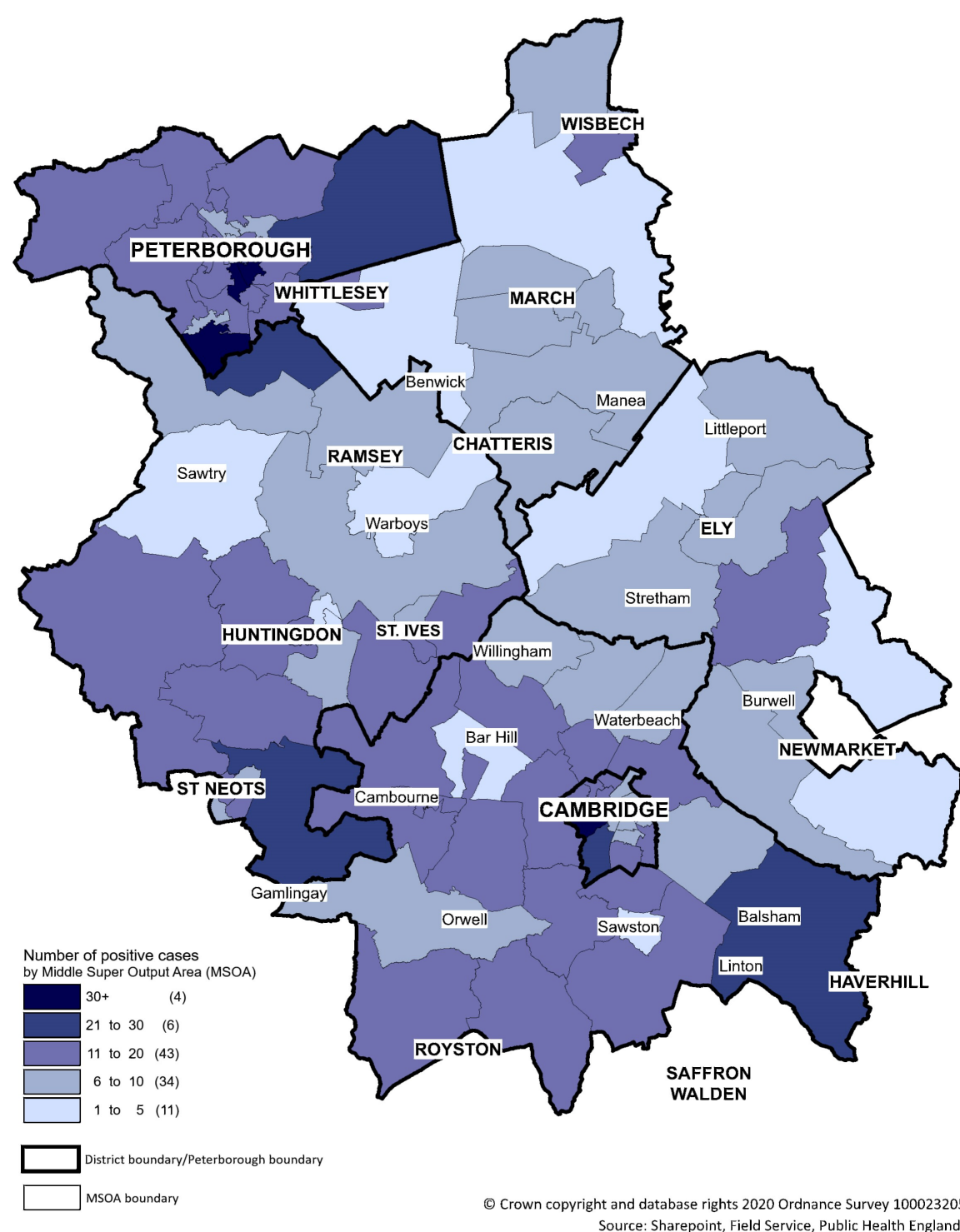
341.7

Direction of travel compared to the previous week:

- ↑ Increasing
- ↓ Decreasing
- No change



Cambridgeshire and Peterborough - Covid 19 positive cases Number of cases - 13 September to 10 October 2020



Mortality: Deaths which have occurred up to 02 October (and been registered by 10 Oct) 2020

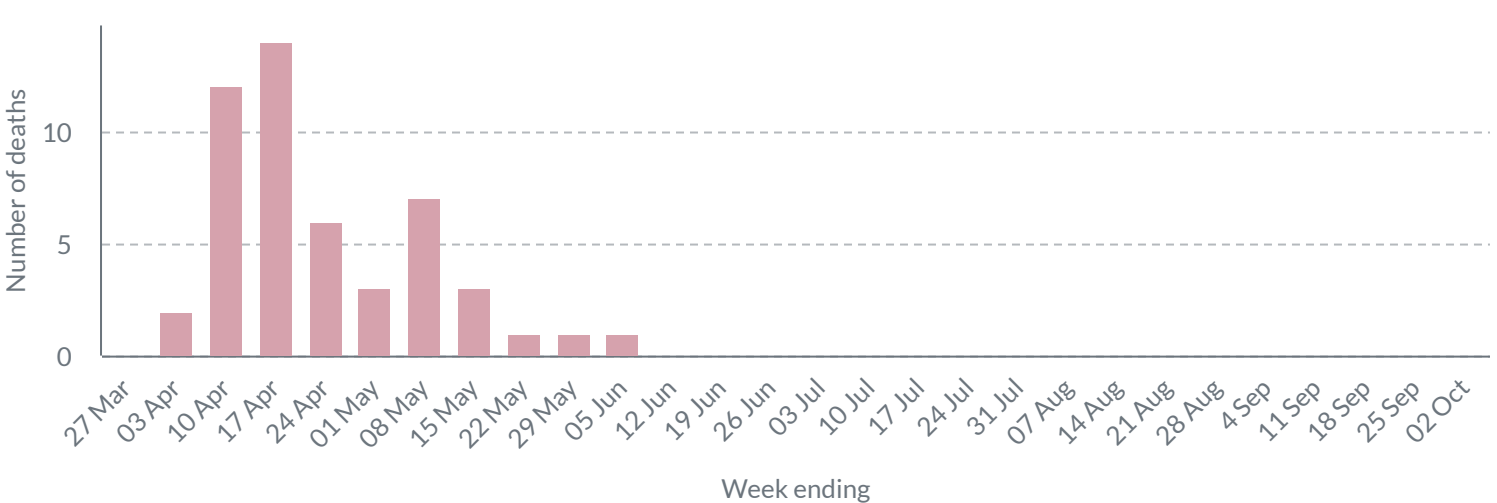
Covid-19 deaths for week ending 02 Oct

0 →

Total Covid-19 deaths since 1 Jan 2020

51

Number of Covid-19 deaths occurred by week - East Cambridgeshire



Please note: numbers in recent days may rise, reflecting diagnostic and reporting turnaround time. All detail within this report is the latest data available prior to publishing (15 Oct 2020)

Source: Public Health England (PHE), Office for National Statistics (ONS)
 Produced by Public Health Intelligence Team

Source link:
<https://coronavirus.data.gov.uk/>,
<https://www.ons.gov.uk/peoplepopulationandcommunity/healthandsocialcare/causesofdeath/datasets/deathregistrationsandoccurrencesbylocalauthorityandhealthboard>