

# Covid-19 update Cambridge

Cases: data extracted on 14 Oct 2020

Covid-19 cases in the last 7 days (05-11 Oct)



113 ↑ +59

Weekly incidence rate per 100,000

90.5 ↑ +47.3

Incidence rate for England: 156.0

Number of cases in the last 4 weeks

Week beginning

14 Sep

21 Sep

28 Sep

05 Oct

14

28

54

113

Total cases as at 14 Oct

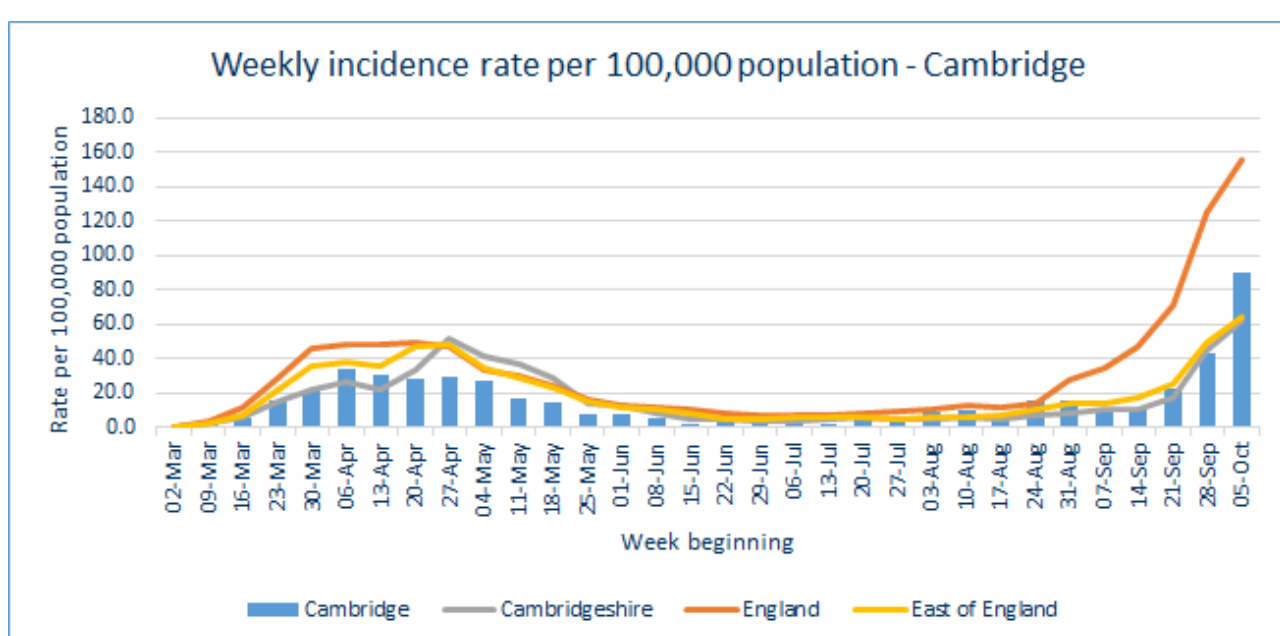
644

Total number of positive cases per 100,000

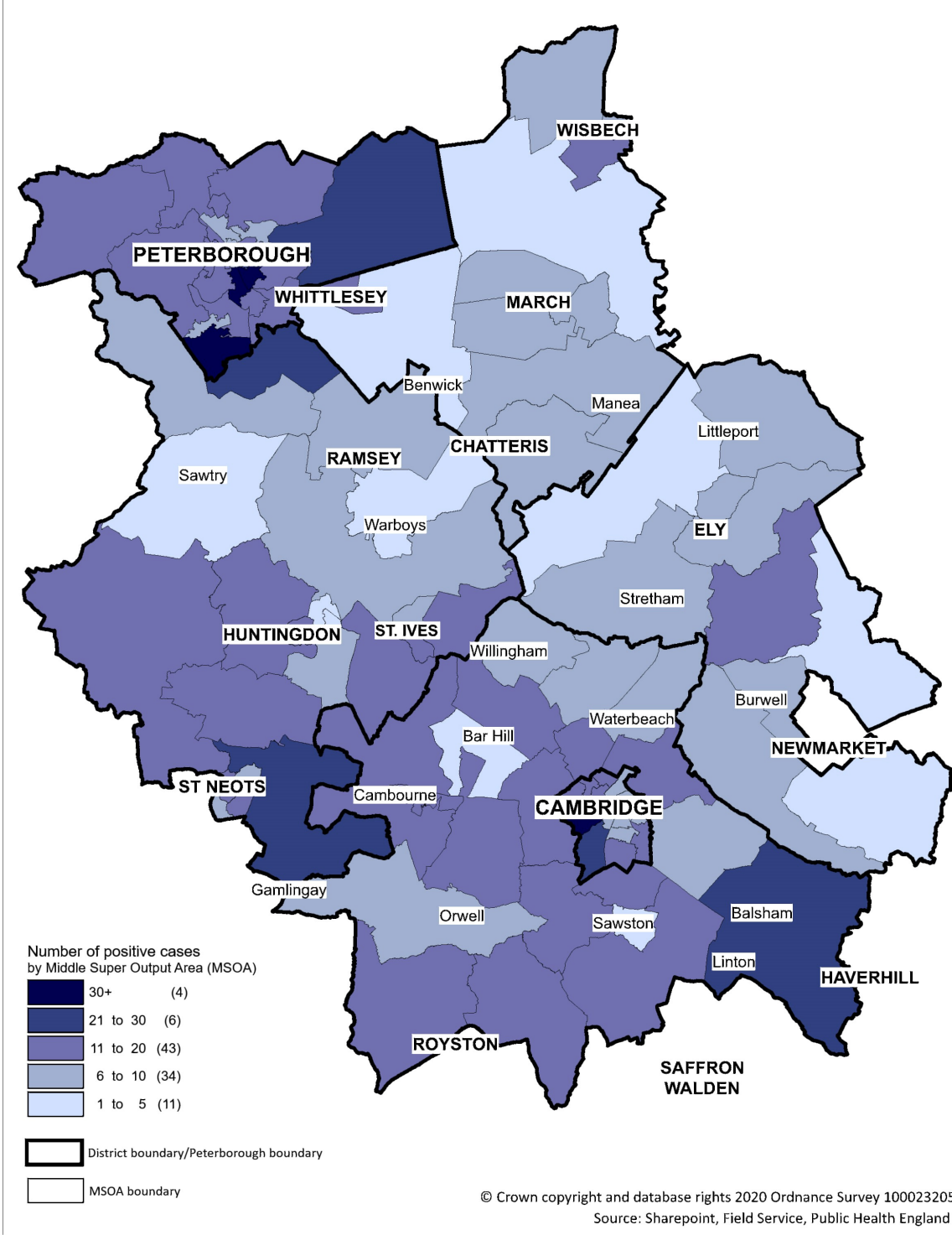
516.0

Direction of travel compared to the previous week:

- ↑ Increasing
- ↓ Decreasing
- No change



## Cambridgeshire and Peterborough - Covid 19 positive cases Number of cases - 13 September to 10 October 2020



## Mortality: Deaths which have occurred up to 02 October (and been registered by 10 Oct) 2020

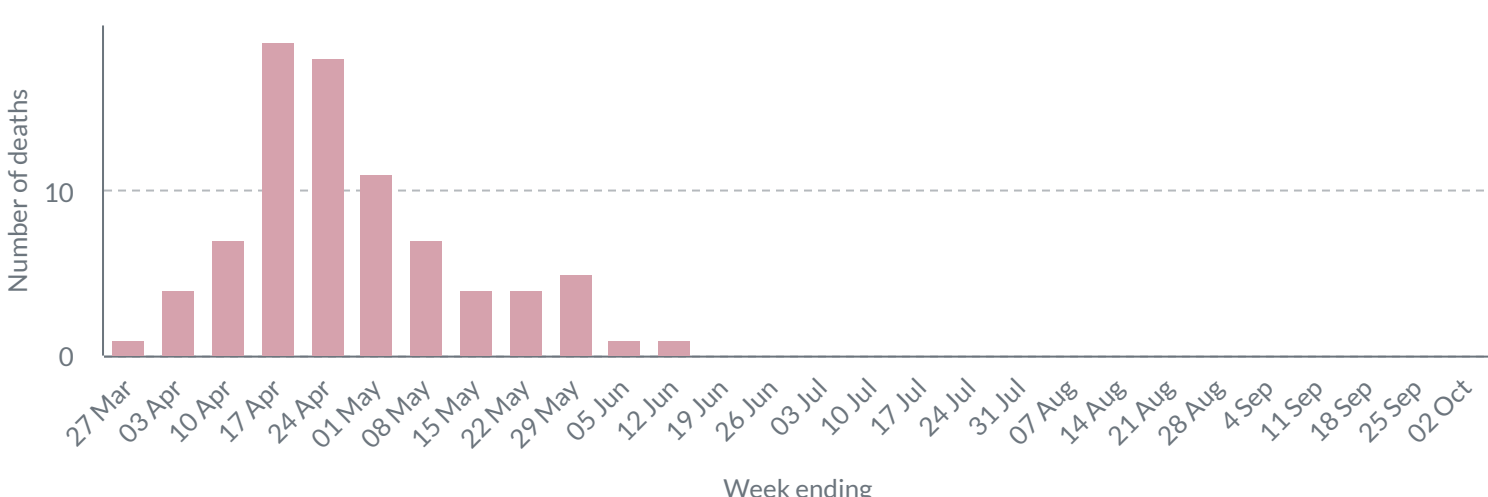
Covid-19 deaths for week ending 02 Oct

0 →

Total Covid-19 deaths since 1 Jan 2020

82

Number of Covid-19 deaths occurred by week - Cambridge



Please note: numbers in recent days may rise, reflecting diagnostic and reporting turnaround time. All detail within this report is the latest data available prior to publishing (15 Oct 2020)

Source: Public Health England (PHE), Office for National Statistics (ONS)  
Produced by Public Health Intelligence Team

Source link: <https://coronavirus.data.gov.uk/>, <https://www.ons.gov.uk/peoplepopulationandcommunity/healthandsocialcare/causesofdeath/datasets/deathregistrationsandoccurrencesbylocalauthorityandhealthboard>