



## Spotlight on Homelessness


Today's focus is on .....



1. National Trends
2. The local picture
3. Key work streams




## The National Picture




Homeless Acceptances continue to rise.  
Now stand at 48% above 2009/10 low point.



BED & BREAKFAST



78,000 households in temporary  
accommodation. Predicted to increase to  
100,000 by 2020.



Loss of private rented accommodation  
continues to be biggest cause of  
homelessness.



## The National Picture



- General trends remain the same BUT there increased political commitment across all parties, especially a renewed commitment to end rough sleeping.



## Has the Homeless Reduction Act brought the answer?





# What has the Homeless Reduction Act meant locally?



Increase in case load and/or workload. Impact varies by authority.

Example from one LA: At March 2018 the team had 34 cases, 6 months in, October stats indicate 171 cases.

Increase in administration burden across the sub region.  
Impact on budgets – there is a cost to prevention measures.

Positive impact and feedback from teams about the ability to provide prevention options.





## Work Streams: Rough sleeping

Government pledge to halve rough sleeping by 2022 and to end it by 2027.





## Work Streams

- Work to develop affordable housing options and improved prevention offers at a district level.
- Ongoing work with Social Care around young people.
- Emerging concerns around vulnerability, mental health and limited support from other agencies.
- Dedicated work with criminal justice system in relation to housing pathways for offenders

