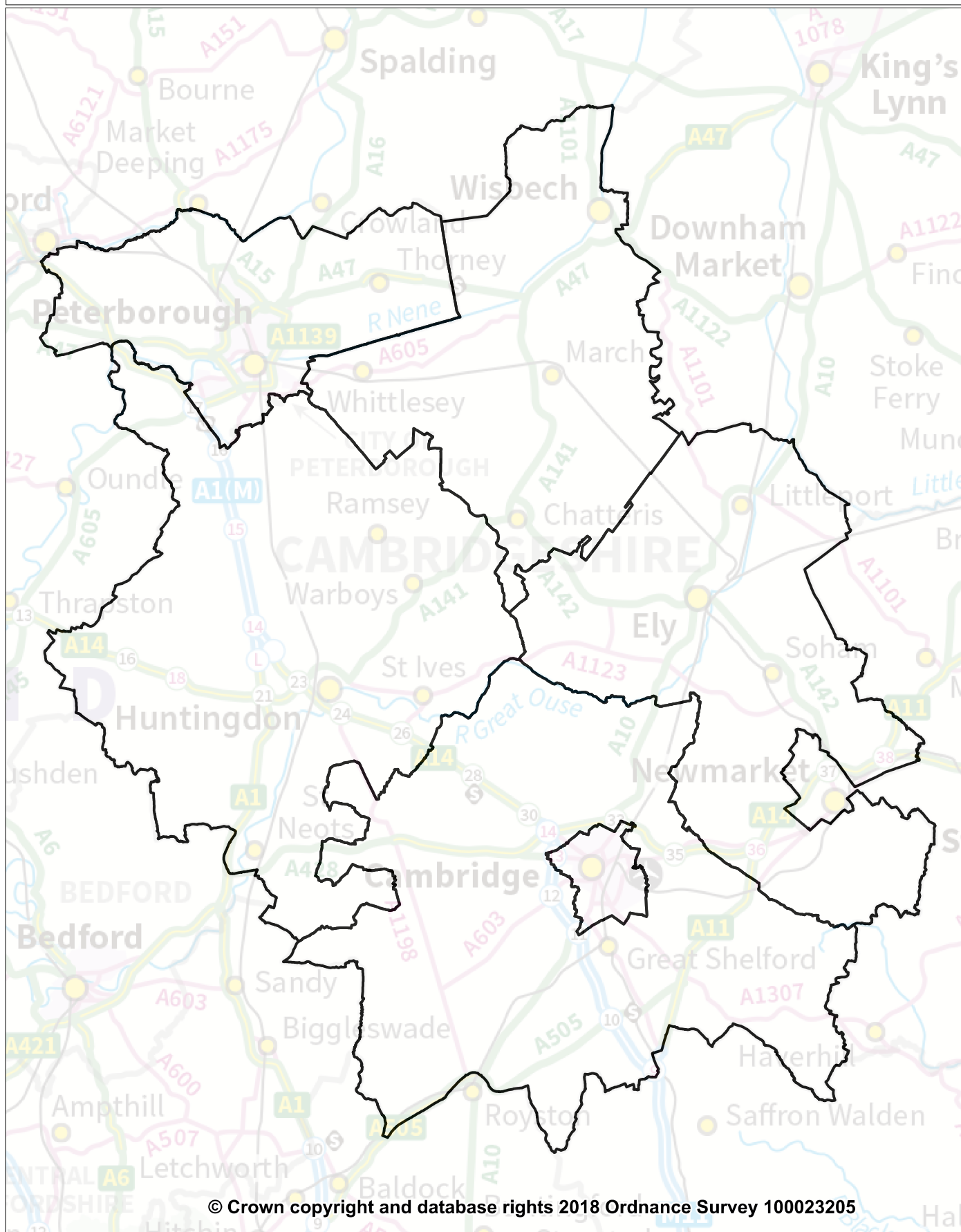


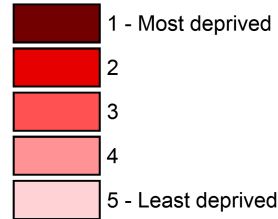
# Cambridgeshire and Peterborough Physical Activity Mapping Audit, May 2018



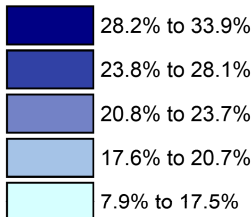
# Map Legend

- Activity suitable for older people
- Activity specifically targeted at older people
- Activity suitable for girls/women
- Activity specifically targeted at girls/women
- ▲ Activity suitable for disabled
- △ Activity specifically targeted at disabled
- ★ Other physical activity or sport venues

## Deprivation quintile of ward (2015) Current wards

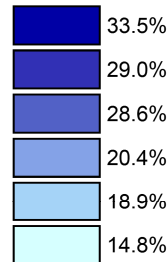


## Percentage of residents inactive (MSOA) (2015/16) - Sport England definition

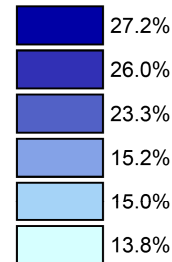


## Percentage of residents inactive (LA) (2016/17)

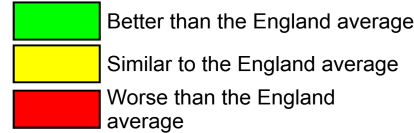
- Sport England definition




- Public Health England definition



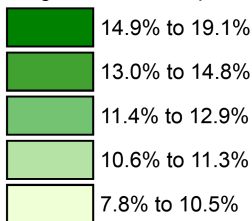
- Statistical significance



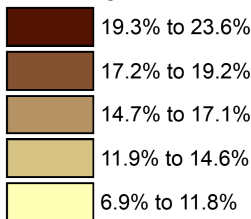
## Residents with long-term illness or disability (Ward) (2011) - Number



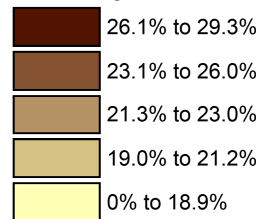
- Age standardised percentage



## Percentage of Year 6 children obese (Ward) (2013/14-15/16)

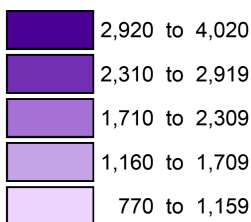


## Percentage of adults obese (Ward) (2006-08)

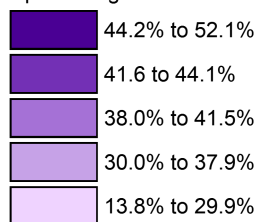


## Residents aged 50+ (Ward) (2016)

- number

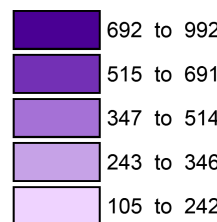


- percentage



## Residents aged 75+ (Ward) (2016)

- number



- percentage

