

The Research Group

Independent Schools Survey 2012/2013



Research and Performance Team

January 2013

Table of Contents

1. Summary	1
2. Introduction.....	2
3. The Survey	2
3.1 Form of the Survey.....	2
3.2 Coverage and Response.....	4
4. Results	6
4.1 Independent Schools in Cambridgeshire and Peterborough: Compulsory age range (5-15).....	6
4.2 Trends Since 2001 (age 5-15)	7
4.3 Independent Schools in Cambridgeshire and Peterborough: 16+ Age range	9
4.4 Out-County Independent Schools	10
4.5 Flow of Independent School Pupils into Cambridgeshire	10
4.6 The Proportion of Cambridgeshire Children Attending Independent Schools	11
Appendix 1: Pupils Attending Independent Schools in Cambridgeshire	13
Appendix 2: Independent Sixth Form Colleges in Cambridgeshire	18
Appendix 3: Schools outside the County Serving Cambridgeshire Children.....	19
Appendix 4: Survey Forms	25

Tables

Table 1. Coverage and Response rate	4
Table 2. Summary of 2012/2013 Survey Results.....	5
Table 3. Pupils aged 5-15 attending Independent School in Cambridgeshire and Peterborough (excludes those on roll in sixth form colleges)	6
Table 4. Pupils attending Independent Schools in Cambridgeshire and Peterborough	7
Table 5. Pupils attending Independent Schools in Cambridgeshire and Peterborough, 2003/04 to 2012/13.....	8
Table 6. Independent Pupils as a percentage of total independent and maintained pupils in Cambridgeshire and Peterborough, 2003/04 to 2012/13	8
Table 7. Students aged 16+ at Independent Sixth Form Colleges and Independent Schools	9

Figures

Figure 1. Independent Schools in and around Cambridgeshire and Peterborough	3
Figure 2. Total Number of day pupils and boarders on roll at Independent Schools in Cambridgeshire & Peterborough (2003/04-2012/13).	9
Figure 3. The proportion of pupils on roll at independent schools who live in Cambridgeshire or Peterborough.....	11

1. Summary

The thirty-second annual survey of independent schools in Cambridgeshire and Peterborough found a total of 8,534 full-time (from age 4 onwards) pupils attending twenty-eight independent schools in the two authorities. This represents an increase of 144 pupils since last year's survey.

The number of day pupils with Cambridgeshire or Peterborough addresses at independent schools in the county increased by 867 to 5,654. The numbers of weekly boarders increased from 10 to 14, whilst the number of full boarders reduced by 5 to 140. Cambridge City dominates the provision of independent education in the area, with 63% of the total number of private sector pupils educated in the two authorities attending independent schools in the city.

The number of students on roll at the three independent sixth form colleges surveyed in Cambridge City was 506, an increase of 4.5% since last year.

A total of 1,431 Cambridgeshire and Peterborough children (1,198 day pupils and 233 boarders, of which 742 and 166 are residents of Cambridgeshire, respectively) were attending fifty independent schools outside the county and within approximately fifteen miles of the county boundary. Of these pupils, 38% (including 524 day pupils) attended independent schools in Lincolnshire.

2. Introduction

Since 1980/81, the Research and Performance Team has carried out an annual survey into the provision of private sector education in Cambridgeshire and Peterborough. The aim of the survey is to 1) monitor changes in the contribution of independent schools to education in the county, and 2) to supplement the information collected on schools in the public sector, which is used for population analysis and forecasting purposes by the Research and Performance Team. This report presents the results of the thirty-second annual survey.

Some independent schools outside the county have a significant number of Peterborough or Cambridgeshire children on roll as day pupils. Therefore, as in previous years, this survey includes supplementary information on independent schools in neighbouring counties that are within daily travelling distance of the two authorities.

This survey and report covers both Cambridgeshire and the Peterborough Unitary Authority, which came into existence after April 1998. Schools are asked to distinguish between Cambridge and Peterborough pupils. Where possible we have given totals for both authorities separately but generally all totals and figures quoted in this report refer to the combined area of the two authorities.

3. The Survey

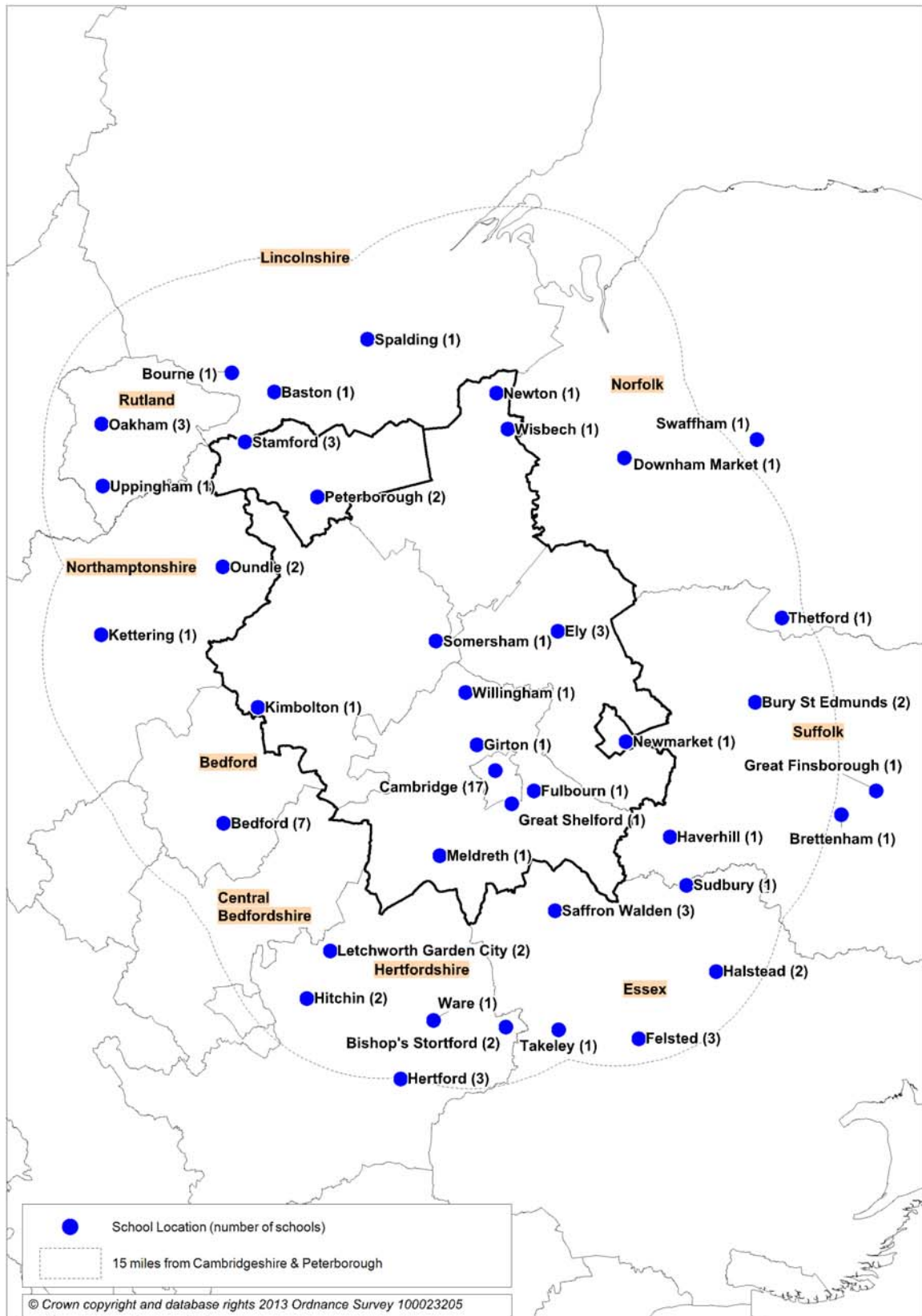
3.1 Form of the Survey

The survey of independent schools and sixth-form colleges in the county aimed to collect information in a form comparable to the Annual Schools' Census returns provided to the Department for Education (DfE) by Local Authority (LA) schools each January. This consists of numbers on roll in January, classified by single year of age at the previous 31st August. Most of the schools provided information on age that referred to some point near the beginning of the school year. It has been assumed that all ages in the survey refer to 31st August 2012.

Information was also sought on whether the school was co-educational or single sex, the numbers of day pupils and boarders (both weekly and full boarders) on roll, and the numbers of day pupils and boarders with home addresses within the county.

Independent schools from outside the county were asked to provide information on the sex, age-range and total number of pupils on roll together with the numbers of day pupils, and weekly and full boarders living in Cambridgeshire and Peterborough. Copies of the two survey forms are attached as Appendix 4. A map showing the schools surveyed can be seen in Figure 1.

Figure 1. Independent Schools in and around Cambridgeshire and Peterborough



3.2 Coverage and Response

A total of twenty-three independent schools within Cambridgeshire were surveyed. The newest of these schools opened in 2010 in Cambridge: Gretton School and Phoenix School. Two independent schools in Peterborough were also surveyed (The Peterborough School and Iqra Academy). The survey does not cover nursery schools (except for the Stephen Perse Pelican Nursery which was included in the response for the foundations Pre-preparatory and Preparatory schools), and excluded the six sixth form centres that cater for overseas pupils.

Twenty of the twenty-three (87%) independent schools within Cambridgeshire and Peterborough responded to the request for information (see Table 1). Three of the four independent sixth form colleges provided individual replies, and one provided a combined reply with a sister school so was counted with the in-county schools.

The survey of out-county schools covered all known independent schools within approximately fifteen miles of Cambridgeshire, excluding those known from previous years' surveys to have no Cambridgeshire children on roll. Replies were received from 33 (64%) of the 53 schools surveyed. Five schools that replied last year didn't reply this year.

There are two specific changes from last year's survey. Firstly, a previously out-county school, Holme Court, moved from Biggleswade (Bedfordshire) to Cherry Hinton (Cambridgeshire), so is now an in county school. Another school, St Nicholas in Old Harlow, was removed from the survey as it is more than 15 miles from the county boundary, and has had no Cambridgeshire students recently.

Where schools did not respond to this year's survey, but have done so in previous years, the data for previous years has been used for those schools. Therefore our data makes the assumption that the numbers of pupils at those schools has remained relatively unchanged, although this may not be the case. However, by using the historic figures we are able to achieve a proxy for higher levels of coverage. Of the in county schools surveyed, historic figures were used for 2 schools, and of the out of county schools historic figures were used for 17 schools; these are indicated in the appendices.

Table 1. Coverage and Response rate

Area	Total sent	Total Replies	Percentage Replies
In County – Schools	23	20	87%
In County – Colleges	4	4*	100%
Out of County	53	34	64%
Total	80	57	71%

*N.B – response from one college counted with in county schools

Table 2, on the next page, provides an overview of the results from this survey.

Table 2. Summary of 2012/2013 Survey Results

<i>Independent Schools (in county)</i>	<i>Cambridgeshire (21)</i>	<i>Peterborough (2)</i>	<i>Total (23)</i>
Number of children attending	8,094	440	8,534
Number who live in Cambridgeshire or Peterborough			
Day Pupils	5,654	400	6,054
Weekly Boarders	13	<5*	14
Full Boarders	140	0	140
Total	5,807	~400	6,208

<i>Independent Schools (out county)</i>	<i>45 (Bedfordshire 8, Essex 8, Hertfordshire 10, Norfolk 3, Northamptonshire 3, Rutland 4, Suffolk 9)</i>	<i>5 (schools in Lincolnshire)</i>	<i>Total (50)</i>
Number of children attending	19,053	2,549	21,602
Number who live in Cambridgeshire or Peterborough			
Day Pupils	674	524	1,198
Weekly Boarders	61	15	76
Full Boarders	150	7	157
Total	885	546	1,431

<i>Independent Sixth Form Colleges</i>	<i>Cambridgeshire (3)</i>	<i>Peterborough (0)</i>	<i>Total (3)</i>
Number of children attending	506	0	506
Of these the number who live in Cambridgeshire or Peterborough	112	0	112

*N.B. small numbers have been removed for data protection reasons

4. Results

4.1 Independent schools in Cambridgeshire & Peterborough: Compulsory age range (5-15)

The detailed results of the survey of independent schools within the county are given in Appendix 1. This year, a total of 8,534 full-time pupils (aged 4 upwards) were found on roll in 23 independent schools within Cambridgeshire and Peterborough. This represents an increase of around 2% on last year (144 pupils). Nationally, the Independent Schools Council reported¹ that pupil numbers remained relatively stable between the January 2012 and January 2013 Schools Censuses, as like-for-like comparison between schools showed a 0.3% decrease in pupil numbers, but across all Independent Schools Council member schools they were slightly higher.

There were 154 boarders (14 weekly and 140 full boarders) who had home addresses in Cambridgeshire or Peterborough. This is just 2% of the total roll in Cambridgeshire and Peterborough independent schools, and represents a decrease of one pupil from last year. Not surprisingly, more day pupils in Cambridgeshire and Peterborough independent schools had home addresses within Cambridgeshire (73%) than in Peterborough (5%). However, 73% of day pupils on roll at independent schools in Peterborough were from within Peterborough. Boarding pupils show a different pattern, with 23% of the total number of boarders in the two authorities' independent schools having home within them (a small decrease from 24% last year). Less than 2% of boarders lived in Peterborough.

The number of private sector pupils within the compulsory age range (5-15) has increased 1.6% to 6,709; 105 higher than last year. Table 3 below shows the age structure of full-time pupils attending independent schools and colleges within the county. It is evident that the numbers and proportions of children attending private schools generally increase with age through the primary age groups.

Table 3. Pupils aged 5-15 attending Independent School in Cambridgeshire and Peterborough (excludes those on roll in sixth form colleges)

Age	Number of pupils	As a % of total full time pupils in maintained and independent sectors
5	373	3.7%
6	379	4.0%
7	447	4.8%
8	536	5.8%
9	527	5.9%
10	561	6.5%
11	715	8.4%
12	773	8.9%
13	807	9.2%
14	814	9.1%
15	777	8.7%
Total	6,709	6.7%

¹ ISC Annual Census 2013 report available at: <http://www.isc.co.uk/research/Publications/annual-census>

Table 4 summarises the numbers and proportions of independent school places in Peterborough and Cambridgeshire as a percentage of all children in maintained and independent sectors. Apart from the relative importance of Kimbolton School in Huntingdonshire, Wisbech Grammar School in Fenland, and King's School (Ely) in East Cambridgeshire, Cambridge City dominates the provision of private sector education in Cambridgeshire. There are now a few schools just outside the City in South Cambridgeshire. Peterborough has two independent schools, Peterborough High School and the Iqra Academy. However, the proportion of children being educated in the private sector and living in Peterborough Authority is understated in this table, since many attend schools in Lincolnshire.

Compared to last year, the percentage of 5-10 year-olds on roll in independent schools has stayed at 5.1%, while the percentage of 11-15 year-olds has increased slightly from 8.7% (this is a corrected figure - will be different to the previous year's report) to 8.8%.

Table 4. Pupils attending Independent Schools in Cambridgeshire and Peterborough

	<i>Age 5-10</i>		<i>Age 11-15</i>		<i>Total Aged 5-15</i>	
	<i>Number of pupils</i>	<i>%</i>	<i>Number of pupils</i>	<i>%</i>	<i>Number of pupils</i>	<i>%*</i>
Peterborough	150	1.0%	226	2.0%	376	1.4%
Cambridgeshire	2673	6.6%	3660	11.2%	6333	8.7%
Total	2823	5.1%	3886	8.8%	6709	6.7%

* Figures are expressed as a percentage of children in maintained and independent sectors. (Data excludes those attending the American Air Base Schools and 11-15s at the three Cambridge Sixth Form Colleges)

4.2 Trends Since 2002 (age 5-15)

The trends in numbers, and proportions, of private sector school pupils in the compulsory age-range since 2002 in Cambridgeshire and Peterborough independent schools are shown in Tables 5 and 6.

Overall, the proportion of pupils aged 5-15 attending independent schools in Cambridgeshire and Peterborough in 2012/13 has remained the same at 6.7% of all pupils. In 2012/13, the total number of pupils in the primary age group (5-10) is 2,823; 75 higher than last year. The proportion of all pupils in this age group in independent schools (5.1%) is the same as last year, while the proportion in the secondary age range (11-15) is one percentage point higher (8.8%).

Table 5. Pupils attending Independent Schools in Cambridgeshire and Peterborough, 2003/04 to 2012/13

School Year	Age 5-10	Age 11-15	Total Age 5-15
2003-04	2,621	3,427	6,048
2004-05	2,643	3,400	6,043
2005-06	2,637	3,350	5,987
2006-07	2,571	3,416	5,987
2007-08	2,626	3,282	5,908
2008-09	2,702	3,443	6,145
2009-10	2,722	3,593	6,315
2010-11	2,625	3,856	6,481
2011-12	2,748	3,856	6,604
2012-13	2,823	3,886	6,709

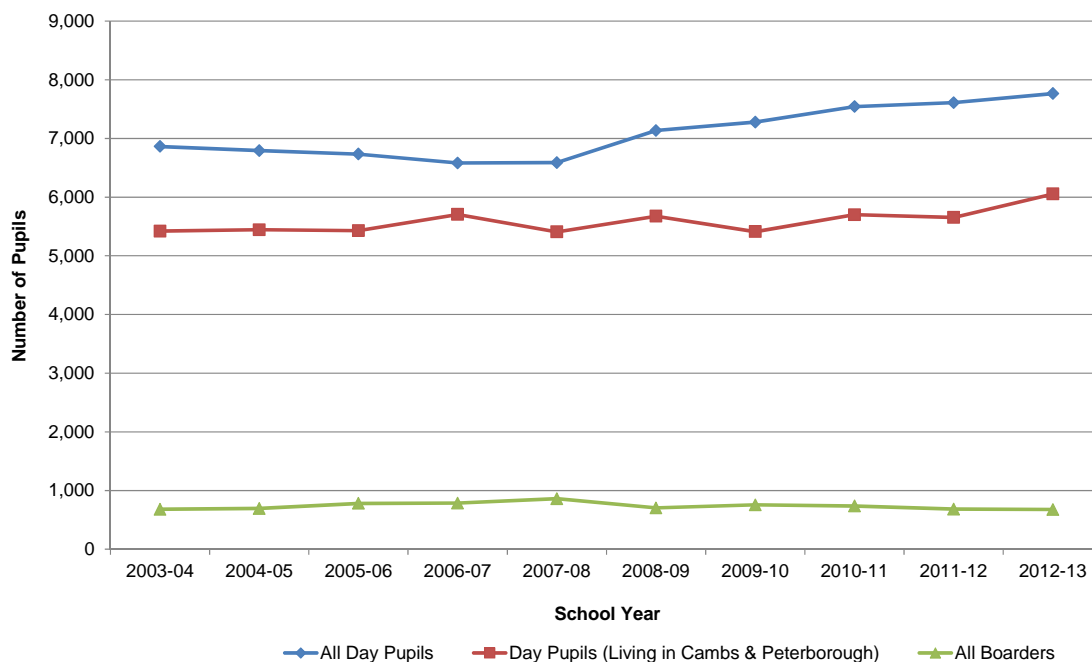
Table 6. Independent Pupils as a percentage of total independent and maintained pupils in Cambridgeshire and Peterborough, 2003/04 to 2012/13

School Year	Age 5-10	Age 11-15	Total Age 5-15
2003-04	4.9%	7.7%	6.2%
2004-05	5.2%	8.3%	6.6%
2005-06	5.0%	7.5%	6.3%
2006-07	5.2%	8.3%	6.6%
2007-08	5.3%	8.0%	6.5%
2008-09	5.2%	7.8%	6.3%
2009-10	5.2%	8.0%	6.5%
2010-11	5.0%	8.7%	6.7%
2011-12	5.1%	8.7%	6.7%
2012-13	5.1%	8.8%	6.7%

(Both tables exclude those attending the American Air Force Schools at Alconbury and 11-15s in the three Sixth Form Colleges)

Figure 2 shows the ten year trend in the number of day pupils and boarders attending schools in the county. The number of day pupils in Cambridgeshire and Peterborough independent schools has increased over the last five years and currently totals 7,765. The number of day pupils on roll at Cambridgeshire and Peterborough independent schools, and living in Cambridgeshire or Peterborough, has previously fluctuated between 5,400 and 5,700 since 2002/03. However, in 2012/13 this figure was 6,054.

Figure 2. Total number of day pupils and boarders on roll at independent schools in Cambridgeshire & Peterborough (2003/04-2012/13).



*N.b. figures from 2011-12 have been changed since last year’s report, due to an error. The numbers of day pupils living in Cambridgeshire for one school was changed to an average of the years either side as a substitute.

4.3 Independent Schools in Cambridgeshire and Peterborough: 16+ Age range

Obtaining data from some of the independent sixth forms in Cambridge City has often been difficult, with overseas pupils often being counted as ‘living in Cambridgeshire’ as they are living with host families. Table 7 excludes the centres that are known to cater mainly for overseas pupils. A total of 2,018 full time students were recorded, 7.5% higher than last year, and the highest volume recorded to date.

Table 7. Students aged 16+ at Independent Sixth Form Colleges and Independent Schools

School Year	Aged 16+
2003-04	1,327
2004-05	1,334
2005-06	1,373
2006-07	1,411
2007-08	1,552
2008-09	1,860
2009-10	1,903
2010-11	1,990
2011-12	1,878
2012-13	2,018

4.4 Out-County Independent Schools

Appendix 3 sets out the results from the survey of independent schools within fifteen miles of the Cambridgeshire and Peterborough boundary. This includes Haileybury, Hertfordshire and Framlingham College, Suffolk (the sister School of Barnardiston Hall Preparatory School, Haverhill) which are just over 15 miles from the boundary. A total of 1,419 children from Cambridgeshire and Peterborough were recorded attending these schools, consisting of 1,186 day pupils (730 from Cambridgeshire) and 233 boarders (166 from Cambridgeshire). This reflects a total increase of 112 students from last year's survey.

The five independent schools in Lincolnshire had 38% of all the children recorded in out-county schools with home addresses in Cambridgeshire or Peterborough. This year's survey recorded 546 Cambridgeshire and Peterborough day pupils, and 22 boarders, on roll at these independent schools.

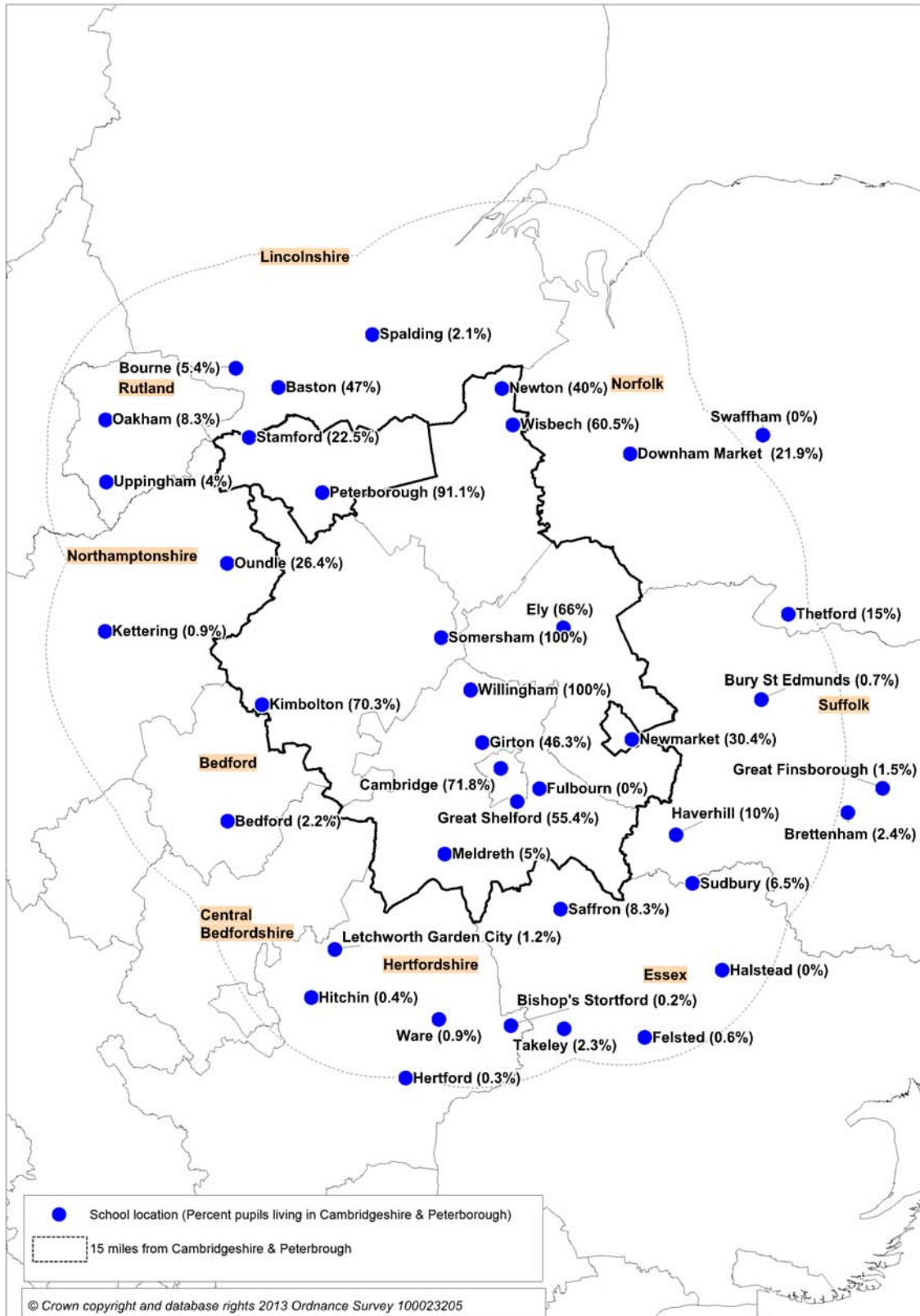
Figure 3 shows the percentage of pupils on roll at each location that have home addresses in Cambridgeshire and Peterborough. As in the past two years, Baston, Newmarket and Stamford are the out of county school locations with the highest proportion of Cambridgeshire and Peterborough pupils, while Chartwell House School (Newton- 60% out of county pupils) and Meldreth Manor (95% out of county pupils) are the Cambridgeshire independent schools with the highest proportion of out-county pupils. However these are both special schools with small numbers of pupils overall, so it is useful to note the Cambridgeshire schools that attract high volumes, rather than proportions, of out-county pupils. Proportions for these schools are lower than for the special schools due to their higher pupil numbers: The Leys School (55%, 305 out-county pupils), The Perse Foundation Schools (19%, 267 out-county pupils), and St John's College School (45%, 201 out-county pupils).

4.5 Flow of Independent School Pupils into Cambridgeshire

Some independent schools and colleges in Cambridgeshire and Peterborough attract substantial numbers of day pupils from outside Cambridgeshire and Peterborough. The most popular schools in this respect were: The Stephen Perse: Pelican Nursery, Pre-preparatory and Preparatory Schools (267), Kimbolton School (249), Wisbech Grammar School (246), St John's College (179), King's: Junior, Pre-preparatory, and School (163), St Faith's School (133), St Mary's (120), and The Leys (85). Few day pupils from Peterborough come into Cambridgeshire (80) with Wisbech Grammar School being the most popular (35). However, a large number of Cambridgeshire pupils attend The Peterborough School (82).

A total of 1,711 day-pupils from beyond the Cambridgeshire and Peterborough boundary attended independent schools in Cambridgeshire and Peterborough, 243 pupils less than last year. The Independent Schools Council reported that the number of overseas pupils in independent schools has grown nationally again this year, by 1.4%. Given the international reputation of some of the independent schools in Cambridgeshire it is unlikely that this decrease is due to falling international pupils.

Figure 3. The proportion of pupils on roll at independent schools who live in Cambridgeshire or Peterborough



4.6 The Proportion of Cambridgeshire Children Attending Independent Schools

Any estimate of the proportion of children living in Cambridgeshire and being educated privately is difficult due to the complex patterns of movement of independent school pupils into, and out of, the county. In asking for schools to distinguish between Cambridgeshire and Peterborough a rough estimate of total numbers can be provided. We can then compare these with the proportions of the estimated population not on roll at Local Education Authority monitored schools.

A total of 6,387 (5,657 in county and 730 out county) day pupils and 311 (144 in county and 166 out county) boarders (6,697 altogether) were recorded in this year's survey as attending independent schools or colleges either inside or outside the county and resident in Cambridgeshire (excluding schools serving USAF bases and the three sixth form colleges surveyed).

The comparison of numbers of pupils on local authority school rolls with estimates of total population suggest that, in Cambridgeshire and Peterborough together, around 5% of children aged 5-10 and 13% aged 11-15 are not on roll at local authority schools. These figures include children on roll at local authority schools outside Cambridgeshire and Peterborough and children being educated at home. For Cambridgeshire alone, the proportions not attending local authority schools are higher: around 8% of children aged 5-10 and 17% of those aged 11-15.

Appendix 1: Pupils Attending Independent Schools in Cambridgeshire

Pupils Attending Independent Schools in Cambridge City

Independent Schools	Cambridge International School	Heritage school*	King's College School	The Leys School	Sancton Wood School	St Faith's School
Sex of Pupils	M+F	M+F	M+F	M+F	M+F	M+F
Day Pupils	254	65	391	283	192	536
Weekly Boarders	0	0	<10 [#]	0	0	0
Full Boarders	0	0	24	272	0	0
Day pupils living in Cambs	230	64	314	198	180	403
%	91	98	80	70	94	75
Weekly boarders living in Cambs	0	0	<5 [#]	0	0	0
%	0	0	50	0	0	0
Full borders living in Cambs	0	0	12	50	0	0
%	0	0	50	18	0	0
Day pupils living in Peterborough	0	0	0	0	0	0
%	0	0	0	0	0	0
Weekly boarders living in Peterborough	0	0	<5 [#]	0	0	0
%	0	0	50	0	0	0
Full borders living in Peterborough	0	0	0	<5 [#]	0	0
%	0	0	0	<5 [#]	0	0

* 2010/11 data

#N.B. small numbers have been removed for data protection reasons

Pupils Attending Independent Schools in Cambridge City

Independent Schools	St John's College School	St Mary's School	Pelican Pre-Preparatory, Perse Preparatory & The Perse School	The Perse School for Girls & Stephen Perse Sixth Form College	Holme Court	CAMBRIDGE CITY TOTAL (11 Schools)
Sex of Pupils	M+F	F	M+F	F (F+M 16 plus)	M+F	
Day Pupils	414	544	1400	778	19	4876
Weekly Boarders	15	10	0	0	0	27
Full Boarders	20	82	0	0	0	398
Day pupils living in Cambs	224	403	1133	778	14	3941
%	54	74	81	100	74	81
Weekly boarders living in Cambs	7	<5 [#]	0	0	0	9
%	47	10	0	0	0	33
Full borders living in Cambs	<5 [#]	<5 [#]	0	0	0	67
%	20	<5 [#]	0	0	0	17
Day pupils living in Peterborough	11	21	0	0	0	32
%	3	4	0	0	0	1
Weekly boarders living in Peterborough	0	<5 [#]	0	0	0	<5[#]
%	0	30	0	0	0	15
Full borders living in Peterborough	<5 [#]	0	0	0	0	<5[#]
%	10	0	0	0	0	<5[#]

#N.B. small numbers have been removed for data protection reasons

Pupils Attending Independent Schools in East Cambridgeshire & Fenland

Independent Schools	King's Junior, Pre-prep & The King's School (Ely) ⁺	EAST CAMBRIDGESHIRE TOTAL (1 schools)	Chartwell House School (Newton)	Wisbech Grammar School	FENLAND TOTAL (2 schools)
Sex of Pupils	M+F		M	M+F	
Day Pupils	640	640	<5 [#]	623	624
Weekly Boarders	0	0	0	0	0
Full Boarders	172	172	<5 [#]	0	<5 [#]
Day pupils living in Cambs	477	477	<5 [#]	342	343
%	75	75	100	55	55
Weekly boarders living in Cambs	0	0	0	0	0
%	0	0	0	0	0
Full borders living in Cambs	57	57	<5 [#]	0	<5 [#]
%	33	33	25	0	25
Day pupils living in Peterborough	0	0	0	35	35
%	0	0	0	6	6
Weekly boarders living in Peterborough	0	0	0	0	0
%	0	0	0	0	0
Full borders living in Peterborough	<5 [#]	<5 [#]	0	0	0
%	<5 [#]	<5 [#]	0	0	0

+ 2011/12 data

[#]N.B. small numbers have been removed for data protection reasons

Pupils Attending Independent Schools in Huntingdonshire & Peterborough

Independent Schools	Kimbolton School	Whitehall House School, Somersham	HUNTINGDONSHIRE TOTAL (2 schools)	The Peterborough School (formally Peterborough High School)	Iqra Academy (opened 2009)	PETERBOROUGH TOTAL (2 schools)
Sex of Pupils	M+F	M+F		M+F	F	
Day Pupils	926	56	982	376	61	437
Weekly Boarders	0	0	0	<5 [#]	0	<5 [#]
Full Boarders	48	0	48	0	0	0
Day pupils living in Cams	675	56	731	82	<5 [#]	83
%	73	100	74	22	<5 [#]	19
Weekly boarders living in Cams	0	0	0	<5 [#]	0	<5 [#]
%	0	0	0	33	0	33
Full borders living in Cams	8	0	8	0	0	0
%	17	0	17	0	0	0
Day pupils living in Peterborough	<5 [#]	0	<5 [#]	257	60	317
%	0	0	0	68	98	73
Weekly boarders living in Peterborough	0	0	0	0	0	0
%	0	0	0	0	0	0
Full borders living in Peterborough	0	0	0	0	0	0
%	0	0	0	0	0	0

[#]N.B. small numbers have been removed for data protection reasons

Pupils Attending Independent Schools in South Cambridgeshire & Total

Independent Schools	Beechwood School	Cambridge Steiner School ⁺	Gretton School, Cambridge	Meldreth Manor School	Phoenix School	SOUTH CAMBS TOTAL (5 Schools)	NEW CAMBS TOTAL (23 Schools)
Sex of Pupils	M+F	M+F	M+F	M+F	M+F		
Day Pupils	92	55	35	<5 [#]	23	206	7765
Weekly Boarders	0	0	6	<5 [#]	0	<10[#]	39
Full Boarders	0	0	0	16	0	16	638
Day pupils living in Cambs	40	0	19	0	23	82	5657
%	43	0	54	0	100	40	73
Weekly boarders living in Cambs	0	0	0	0	0	0	10
%	0	0	0	0	0	0	26
Full borders living in Cambs	0	0	0	<5 [#]	0	<5[#]	134
%	0	0	0	~6	0	6	21
Day pupils living in Peterborough	11	0	0	0	0	11	397
%	12	0	0	0	0	5	5
Weekly boarders living in Peterborough	0	0	0	0	0	0	<5[#]
%	0	0	0	0	0	0	10
Full borders living in Peterborough	0	0	0	0	0	0	6
%	0	0	0	0	0	0	1

+2011/12 data

[#]N.B. small numbers have been removed for data protection reasons

Appendix 2: Independent Sixth Form Colleges in Cambridgeshire (3 schools)

COLLEGE	Bodywork Dance Studios	Cambridge Centre for Sixth Form Studies	Mander Portman Woodward
Sex of Pupils	M+F	M+F	M+F
Total Full Time	160	180	166
Day pupils	160	47	129
Weekly boarders	0	<5 [#]	0
Full boarders	0	132	37
Day pupils with home in Cambridgeshire	16	27	52
%	10%	57%	40%
Weekly boarders with home in Cambridgeshire	0	0	0
%	0.00%	0.00%	0.00%
Full boarders with home in Cambridgeshire	0	<5 [#]	0
%	0%	<5 [#] %	0%
Day pupils with home in Peterborough	<5 [#]	0	13
%	2%	0%	10%
Weekly boarders with home in Peterborough	0	0	0
%	0.00%	0.00%	0.00%
Full boarders with home in Peterborough	0	0	0
%	0%	0%	0%

[#]N.B. small numbers and totals have been removed for data protection reasons

Appendix 3: Schools outside the County Serving Cambridgeshire Children

COUNTY	BEDFORDSHIRE (8 schools)			
School	Bedford High School for Girls ^{*2}	Bedford Modern School	Bedford School ⁺	Dame Alice Harpur School (Bedford) ^{^2}
Sex of Pupils	F	M+F	M	F
Age range	7-18	7-18	7-18	7-18
Total on roll	982	1202	1111	817
Pupils that live in Cambridgeshire				
day pupils	24	25	11	22
weekly boarders	0	0	0	0
full boarders	0	0	0	0
Total	24	25	11	22
% of total roll	2.4%	2.1%	1.0%	2.7%
Pupils that live in Peterborough				
day pupils	0	0	0	0
weekly boarders	0	0	0	0
full boarders	0	0	0	0
Total	0	0	0	0
% of total roll	0.0%	0.0%	0.0%	0.0%

COUNTY	BEDFORDSHIRE(8 schools)			
School	KWS Educational Services (Bedford)	Pilgrims Pre-Preparatory School (Bedford)	Rushmoor School (Bedford)	St Andrew's School (Bedford)*
Sex of Pupils	M+F	M+F	M+F	M+F
Age range	11-17	3-7	2-16	6months-16
Total on roll	10	358	320	321
Pupils that live in Cambridgeshire				
day pupils	<5 [#]	0	15	14
weekly boarders	0	0	0	0
full boarders	0	0	0	0
Total	<5 [#]	0	15	14
% of total roll	20.0%	0.0%	4.7%	4.4%
Pupils that live in Peterborough				
day pupils	0	0	0	0
weekly boarders	0	0	0	0
full boarders	0	0	0	0
Total	0	0	0	0
% of total roll	0.0%	0.0%	0.0%	0.0%

+ 2011/12 data; * 2010/11 data; ^ 2009/10

[#]N.B. small numbers and totals have been removed for data protection reasons

² Please note that the Bedford High School for Girls and Dame Alice Harpur School have merged to form Bedford Girls School. We have not received a response from Bedford Girl's School since the merger began in September 2010. Therefore, the two individual schools remain in this table

Schools outside the County Serving Cambridgeshire Children

COUNTY	HERTFORDSHIRE(10 schools)				
School	Bishop's Stortford College	Duncombe School (Hertford)*	Haileybury (Hertford)	Heath Mount School (Hertford)^	Howe Green House School (Bishop's Stortford)
Sex of Pupils	M+F	M+F	M+F	M+F	M+F
Age range	4-18	2-11	11-18	3-13	2-11
Total on roll	1131	309	760	423	184
Pupils that live in Cambridgeshire					
day pupils	<5 [#]	0	0	<5 [#]	0
weekly boarders	<5 [#]	0	0	0	0
full boarders	<5 [#]	0	<5 [#]	0	0
Total	<5 [#]	0	<5 [#]	<5 [#]	0
% of total roll	<5 [#] %	0.0%	<5 [#] %	<5 [#] %	0.0%
Pupils that live in Peterborough					
day pupils	0	0	0	0	0
weekly boarders	0	0	0	0	0
full boarders	0	0	0	0	0
Total	0	0	0	0	0
% of total roll	0.0%	0.0%	0.0%	0.0%	0.0%

COUNTY	HERTFORDSHIRE (10 schools)				
School	Kingshott School (Hitchin)	The Princess Helena College (Hitchin)^	St Christopher School (Letchworth)	St Edmund's College (Ware)	St Francis' College (Letchworth) ⁺
Sex of Pupils	M+F	F	M+F	M+F	F
Age range	3-13	11-18	3-18	3-18	3-18
Total on roll	369	194	500	800	393
Pupils that live in Cambridgeshire					
day pupils	<5 [#]	0	11	6	0
weekly boarders	0	0	0	<5 [#]	0
full boarders	0	0	0	0	0
Total	<5 [#]	0	11	7	0
% of total roll	<5 [#] %	0.0%	2.2%	<5 [#] %	0.0%
Pupils that live in Peterborough					
day pupils	0	0	0	0	0
weekly boarders	0	0	0	0	0
full boarders	0	0	0	0	0
Total	0	0	0	0	0
% of total roll	0.0%	0.0%	0.0%	0.0%	0.0%

+ 2011/12 data; * 2010/11 data; ^ 2009/10

[#]N.B. small numbers and totals have been removed for data protection reasons

Schools outside the County Serving Cambridgeshire Children

COUNTY	LINCOLNSHIRE (5 schools)				
School	Ayscoughfee Hall School (Spalding)	Copthill Independent Day & Nursery School (Stamford)	Kirkstone House School (Baston) ⁺	Stamford Endowed Schools	Witham Hall School (Bourne)
Sex of Pupils	M+F	M+F	M+F	M+F	M+F
Age range	3-11	2-11	4-16	2-19	4-13
Total on roll	145	285	181	1696	242
Pupils that live in Cambridgeshire					
day pupils	0	99	21	197	<5 [#]
weekly boarders	0	0	0	8	5
full boarders	0	0	0	6	0
Total	0	99	21	211	8
% of total roll	0.0%	34.7%	11.6%	12.4%	<5 [#] %
Pupils that live in Peterborough					
day pupils	<5 [#]	0	64	132	5
weekly boarders	0	0	0	<5 [#]	0
full boarders	0	0	0	<5 [#]	0
Total	<5 [#]	0	64	135	5
% of total roll	<5 [#] %	0.0%	35.4%	8.0%	2.1%
COUNTY	ESSEX (8 schools)				
School	Dame Johane Bradbury's School (Saffron Walden)	Felsted Preparatory School and Felsted School	FKS Schools Ltd (Felsted)	Friend's School (Saffron Walden)*	Friend's Junior School (Saffron Walden)*
Sex of Pupils	M+F	M+F	M+F	M+F	M+F
Age range	3-11	4-18	4-11	2-19	3-11
Total on roll	255	990	123	383	149
Pupils that live in Cambridgeshire					
day pupils	26	<5 [#]	0	25	13
weekly boarders	0	<5 [#]	0	0	0
full boarders	0	<5 [#]	0	0	0
Total	26	8	0	25	13
% of total roll	10.2%	<5 [#] %	0.0%	6.5%	8.7%
Pupils that live in Peterborough					
day pupils	0	0	0	<5 [#]	0
weekly boarders	0	0	0	0	0
full boarders	0	0	0	0	0
Total	0	0	0	<5 [#]	0
% of total roll	0.0%	0.0%	0.0%	<5 [#] %	0.0%

+ 2011/12 data; * 2010/11 data

[#]N.B. small numbers and totals have been removed for data protection reasons

Schools outside the County Serving Cambridgeshire Children

COUNTY	ESSEX (8 schools)		
School	Gosfield School (Halstead)	St Margaret's School (Gosfield, Halstead)*	The Christian School (Takeley)
Sex of Pupils	M+F	M+F	M+F
Age range	4-18	2-11	4-16
Total on roll	189	265	44
Pupils that live in Cambridgeshire			
day pupils	0	0	<5 [#]
weekly boarders	0	0	0
full boarders	0	0	0
Total	0	0	<5 [#]
% of total roll	0.0%	0.0%	2.3%
Pupils that live in Peterborough			
day pupils	0	0	0
weekly boarders	0	0	0
full boarders	0	0	0
Total	0	0	0
% of total roll	0.0%	0.0%	0.0%

COUNTY	NORFOLK (3 schools)		
School	Downham Preparatory School & Montessori Nursery	Sacred Heart Convent School (Swaffham)	Thetford Grammar School
Sex of Pupils	M+F	M+F	M+F
Age range	2-11	3-16	3 1/2-18
Total on roll	155	139	314
Pupils that live in Cambridgeshire			
day pupils	34	0	<5 [#]
weekly boarders	0	0	0
full boarders	0	0	0
Total	34	0	<5 [#]
% of total roll	21.9%	0.0%	<5 [#] %
Pupils that live in Peterborough			
day pupils	0	0	43
weekly boarders	0	0	0
full boarders	0	0	0
Total	0	0	43
% of total roll	0.0%	0.0%	13.7%

* 2010/11 data; ^ 2009/10 data

[#]N.B. small numbers and totals have been removed for data protection reasons

Schools outside the County Serving Cambridgeshire Children

COUNTY	NORTHAMPTONSHIRE (3 schools)		
School	Laxton School - Junior (Oundle)	Oundle School	St Peter's School at Sunnylands (Kettering)
Sex of Pupils	M+F	M+F	M+F
Age range	4-11	11-18	3-11
Total on roll	240	1103	117
Pupils that live in Cambridgeshire			
day pupils	23	66	0
weekly boarders	0	0	0
full boarders	0	51	0
Total	23	117	0
% of total roll	9.6%	10.6%	0.0%
Pupils that live in Peterborough			
day pupils	35	160	<5 [#]
weekly boarders	0	0	0
full boarders	0	20	0
Total	35	180	<5 [#]
% of total roll	14.6%	16.3%	<5 [#] %

COUNTY	RUTLAND (4 schools)			
School	Uppingham School	Oakham School (Oakham)	Brooke Priory School (Oakham)	Wilds Lodge (Oakham)
Sex of Pupils	M+F	M+F	M+F	M
Age range	13-18	10-18	3-11	7-18
Total on roll	775	1050	203	75
Pupils that live in Cambridgeshire				
day pupils	0	10	5	0
weekly boarders	0	12	0	8
full boarders	29	19	0	0
Total	29	41	5	8
% of total roll	3.7%	3.9%	2.5%	10.7%
Pupils that live in Peterborough				
day pupils	0	10	0	<5 [#]
weekly boarders	0	11	0	21
full boarders	0	12	0	0
Total	0	33	0	23
% of total roll	0.0%	3.1%	0.0%	~31%

[#]N.B. small numbers and totals have been removed for data protection reasons

Schools outside the County Serving Cambridgeshire Children

SUFFOLK	SUFFOLK (9 schools)				
School	Barnardiston Hall Preparatory School (Haverhill)	Culford School (Bury St Edmunds)	Fairstead House School (Newmarket)	Brandeston Hall	Framlingham College
Sex of Pupils	M+F	M+F	M+F	M+F	M+F
Age range	2-13	3-18	4-11	2-13	13-18
Total on roll	200	701	112	245	409
Pupils that live in Cambridgeshire					
day pupils	20	<5 [#]	34	0	0
weekly boarders	0	0	0	0	<5 [#]
full boarders	0	<5 [#]	0	0	5
Total	20	<5 [#]	34	0	6
% of total roll	10.0%	<5 [#] %	30.4%	0.0%	<5 [#] %
Pupils that live in Peterborough					
day pupils	0	0	0	0	0
weekly boarders	0	0	0	0	0
full boarders	0	0	0	0	0
Total	0	0	0	0	0
% of total roll	0.0%	0.0%	0.0%	0.0%	0.0%

COUNTY	SUFFOLK (9 schools)			
School	Moreton Hall (Bury St Edmunds)	Centre Academy East Anglia (Brettenham)	Stoke College (Sudbury)	Finborough School
Sex of Pupils	M+F	M+F	M+F	M+F
Age range	5-13	4-19	5-16	2-18
Total on roll	113	42	154	324
Pupils that live in Cambridgeshire				
day pupils	<5 [#]	0	10	0
weekly boarders	<5 [#]	<5 [#]	0	0
full boarders	0	0	0	5
Total	<5 [#]	<5 [#]	10	5
% of total roll	2.7%	<5 [#] %	6.5%	<5 [#] %
Pupils that live in Peterborough				
day pupils	0	0	0	0
weekly boarders	0	0	0	0
full boarders	0	0	0	0
Total	0	0	0	0
% of total roll	0.0%	0.0%	0.0%	0.0%

[#]N.B. small numbers and totals have been removed for data protection reasons

Appendix 4: Survey Forms

**INDEPENDENT SCHOOLS / COLLEGES IN CAMBRIDGESHIRE AND PETERBOROUGH:
2012/13 ROLLS**

School Name:

Address:

Please state the Number of Pupils you have of each sex

	Male Only	Female Only	Male & Female
Sex of Pupils:			

Number of Pupils in each age-group	
Age	Number
4	
5	
6	
7	
8	
9	
10	
11	
12	
13	
14	
15	
16	
17	
18	
19+	
Total	

Of Which:	Total	Number with home in Cambridgeshire	Number with home in Peterborough*
Day Pupils			
Weekly Boarders			
Full Boarders			

* Peterborough defined as any pupils living in: PE1 to PE5; PE6 0** (Thorney only); PE6 9** (Maxey and Northborough); PE6 7**; PE7 0**; PE7 8**; PE8 6** (Thornhaugh, Wansford and Wittering); and PE9 3**

**SCHOOLS SERVING CAMBRIDGESHIRE / PETERBOROUGH CHILDREN:
2012/13 ROLLS**

School Name:

Address:

Age Range Served by School: Age From: _____ Age To: _____

	Male Only	Female Only	Male & Female
Sex of Pupils:			

Total Number of Pupils on Roll: _____

Of this total, how many live in Cambridgeshire or Peterborough*?

Day Pupils living in:	Cambridgeshire	
	Peterborough	
Weekly Boarders living in:	Cambridgeshire	
	Peterborough	
Full Boarders living in:	Cambridgeshire	
	Peterborough	

* Peterborough defined as any pupils living in: PE1 to PE5; PE6 0** (Thorney only); PE6 9** (Maxey and Northborough); PE6 7**; PE7 0**; PE7 8**; PE8 6** (Thornhaugh, Wansford and Wittering); and PE9 3**

The Research and Performance
Team
Cambridgeshire County Council
RES 1201
Shire Hall
Castle Hill
Cambridge
CB3 0AP

Tel: 01223 715300
Email: [research.performance@
cambridgeshire.gov.uk](mailto:research.performance@cambridgeshire.gov.uk)

About the Cambridgeshire County Council Research and Performance Team

The Research and Performance Team is the central research and information section of Cambridgeshire County Council. We use a variety of information about the people and economy of Cambridgeshire to help plan services for the county. The Research and Performance Team also supports a range of other partner agencies and partnerships.

Subjects covered by the Research Group include:

- Consultations and Surveys
- Crime and Community Safety
- Current Staff Consultations
- Data visualization
- Economy and The Labour Market
- Health
- Housing
- Mapping and Geographic Information Systems (GIS)
- Population
- Pupil Forecasting

For more details please see our website:

www.cambridgeshire.gov.uk/business/research